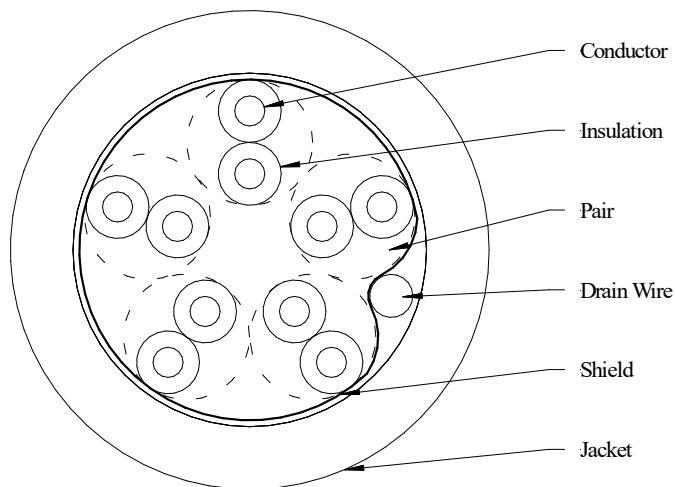


5 PAIR 28 AWG CABLE



CONSTRUCTION

Pair Component

Conductor: 28 AWG 7/36 Tin Plated Copper, 0.015 Inch Diameter

Insulation: 0.010 Inches of 105°C PVC, 0.035 Inch Diameter

Pair: 2 Insulated Conductors Twisted Together

Final Assembly



Core: 5 Pairs (#1 – 5) Cabled Together

Shield: Aluminum/Polyester Tape, Aluminum Side Facing Out, 25% Overlap

Drain Wire: 28 AWG 7/36 Tin Plated Copper, 0.015 Inch Diameter

Jacket: 0.038 Inches of Tube-Extruded 105°C PVC, Color – Light Gray

Diameter: 0.233 Inches Nominal

Print Legend (Black Ink): “E174416  AWM STYLE 2517 105°C 300V VW-1 --- c  AWM I/II A/B 105°C 300V FT1 --- 10/C 28 AWG --- SUNLIGHT AND OIL RESISTANT”

ELECTRICAL CHARACTERISTICS

Conductor DC Resistance: 27 Ohms/1000 ft Nominal @ 20°C

SAFETY CERTIFICATION

UL Recognized: AWM Style 2517 105°C 300 Volts VW-1

c(UR) Recognized: AWM I/II A/B 105°C 300 Volts FT1

RoHS Compliance: In accordance with current amendments of EU Directive 2011/65/EU for the Restriction of Hazardous Substance

REACH Compliance: In accordance with the current candidate list from Regulation (EC) No 1907/2006 Article 33(1) of the European Parliament and of the Council, dated 18 December 2006, concerning the Registration, Evaluation, Authorisation and Restriction of Chemicals.

COLOR CODE

Pair #	Conductor #1 Insulation Color	Conductor #2 Insulation Color
1	White	Black
2	White	Brown
3	White	Red
4	White	Orange
5	White	Yellow



134 Ferry Street
South Grafton, MA 01560
Tel: (508) 234-6372

REVISION HISTORY

1	04/04/25	HA	Initial Release
2	05/21/25	HA	Remove Binder and Revise Approvals
3	05/27/25	HA	Rev'd Color Code, Jkt Wall/OD & Drawing.

Spec Number: 6067

Part Number: 44-28108-00

Customer: IEWC Global Solutions

Customer #:

Prepared By: H. Abusamra

Reviewed By: B. Harvie

Page

1 of 1

Hueson Wire & Cable reserves the right to make changes in materials or processing without notification to the Buyer, which do not affect compliance with any specification.