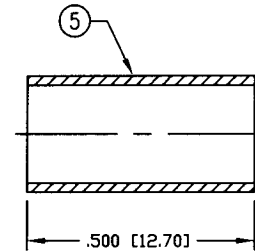
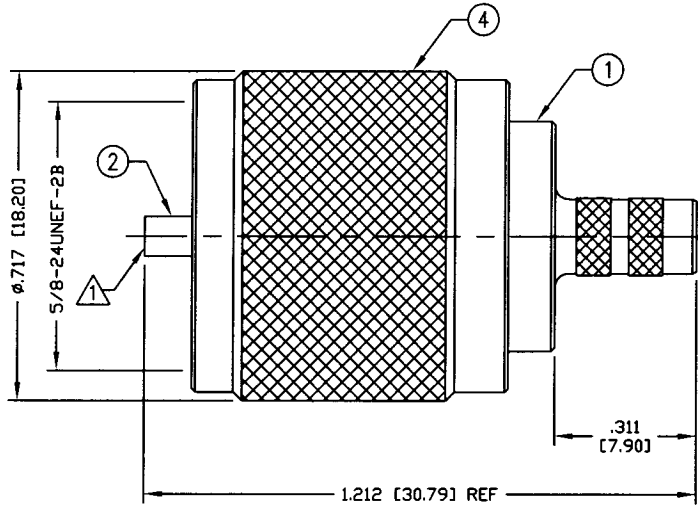


THIS DRAWING CONTAINS INFORMATION PROPRIETARY TO RF INDUSTRIES.  
 ANY UNAUTHORIZED USE OF THIS DRAWING IS EXPRESSLY PROHIBITED  
 WITHOUT WRITTEN PERMISSION FROM RF INDUSTRIES.  
 ANY VIOLATION IS PUNISHABLE UNDER U.S. COPYRIGHT LAWS.

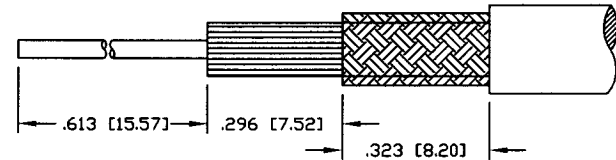
ALL DIMENSIONS ARE REFERENCE ONLY

|          |  |                   |        |          |
|----------|--|-------------------|--------|----------|
| PART NO. |  | <b>RFU-505-C1</b> |        |          |
| REV      | DESCRIPTION  | DWN               | DATE   | APPROVED |
| A        | ENGINEERING RELEASE                                    | KMM               | 3/6/99 | R. RICE  |
| B        | CHANGE FER STUD TO KNURL / CHG. OVERALL & FERRULE DIMS | CZS               | 6/2/04 | JDMc     |
|          |  |                   |        |          |



RECOMMENDED CRIMP DIE: .213"

CRIMP CONTACT WITH .068" CRIMP DIE.



RECOMMENDED STRIPPING INSTRUCTIONS

**SPECIFICATIONS:**

IMPEDANCE: NON CONSTANT  
 FREQUENCY RANGE: 0-300 MHz  
 WORKING VOLTAGE: 500 V rms max. @ sea level  
 FOR RG-55, 55A, 55B, 142, 142A, 142B, 223 & 400/U,  
 ALPHA 9055, 9055B, 9223, BELDEN 8219, 83242, 84142

|    |           |   |       |               |
|----|-----------|---|-------|---------------|
| 1  | BODY      | 1 | BRASS | NICKEL, 80 μ" |
| 2  | CONTACT   | 1 | BRASS | SILVER, 5 μ"  |
| 3  | INSULATOR | 1 | DAP   | ---           |
| 4  | SHELL     | 1 | BRASS | NICKEL, 80 μ" |
| 5  | FERRULE   | 1 | BRASS | NICKEL, 80 μ" |
| 6  |           |   |       |               |
| 7  |           |   |       |               |
| 8  |           |   |       |               |
| 9  |           |   |       |               |
| 10 |           |   |       |               |
| 11 |           |   |       |               |
| 12 |           |   |       |               |
| 13 |           |   |       |               |
| 14 |           |   |       |               |

|            |        |
|------------|--------|
| 000486     |        |
| DRAWN      | 6/2/04 |
| C. ZUNIGA  |        |
| CHECKED    | 6/2/04 |
| JDM        |        |
| ORJ DRAWN  | 3/6/99 |
| K. MAXWELL |        |

UNLESS OTHERWISE SPECIFIED:  
  
 DIMENSIONS ARE IN INCHES AND [MILLIMETERS]  
 UNLESS OTHERWISE NOTED TOLERANCES ARE:  
 DECIMALS      DIAMETER

**RF connectors**  
 DIVISION OF RF INDUSTRIES, LTD.  
 7610 MIRAMAR RD  
 SAN DIEGO, CA 92126  
 (858) 549-6340  
 (858) 549-6345 FAX

**UHF PLUG, CRIMP**

|        |             |            |              |
|--------|-------------|------------|--------------|
| SIZE   | CABLE GROUP | DWG NO.    | REV          |
| A      | C1          | RFU-505-C1 | B            |
| SCALE: | NTS         | CAD FILE   | OUTLINE      |
|        |             |            | SHEET 1 OF 1 |