







## M 23 Fast Ethernet PoE Connectors / Inserts / Pinouts / Contacts

Inserts (4 x 2) + 12	Type	Part Number	
		Pins	Sockets
 <p>Insert pin mating view</p>	Insert without contacts .....	7.003.920.101	7.003.920.102
	Insert with dip solder contacts .....	7.001.920.107	7.001.920.108
 <p>Insert socket mating view</p>	<b>Required Contacts</b>		
	8 x 0,6 .....	7.010.980.641	7.010.980.602
	12 x 1 .....	7.010.901.045	7.010.901.002
		7.010.901.049	7.010.901.012
			7.010.901.022
			7.010.901.046

Contacts	Type	Part Number	
	Crimp pin 0,6 mm, machined....	0,08 – 0,34 mm <sup>2</sup> .....	7.010.980.641
	Crimp socket 0,6 mm, machined....	0,08 – 0,34 mm <sup>2</sup> .....	7.010.980.602
	Crimp pin 1 mm, machined.....	0,14 – 1 mm <sup>2</sup> .....	7.010.901.049
		0,75 – 1,5 mm <sup>2</sup> .....	7.010.901.045
	Crimp socket 1 mm, machined...	0,08 – 0,56 mm <sup>2</sup> .....	7.010.901.012
		0,34 – 1 mm <sup>2</sup> .....	7.010.901.002
		0,75 – 1,5 mm <sup>2</sup> .....	7.010.901.022
		1 – 1,75 mm <sup>2</sup> .....	7.010.901.046

See page 47 for crimp tool instructions and proper setting