
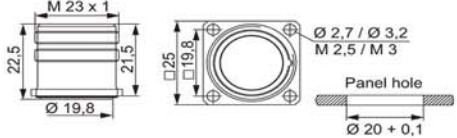

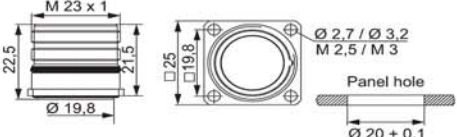

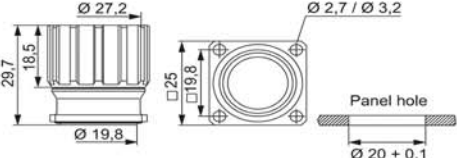

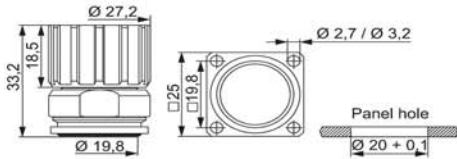


## Signal Connectors M 23 / Housing

Panel Connector, Male Thread, Front Mounting		Type	Part Number
		4 holes $\varnothing$ 3,2 mm (.13")	7.400.000.000
		4 threads M3	7.402.000.000
		4 holes $\varnothing$ 2,7 mm (.11")	7.404.000.000
		4 threads M2,5	7.406.000.000
		<b>Optional:</b> Flat gasket	
		Contacts and inserts page 74 • Assembly instructions page 91 / 92	

Panel Connector, Male Thread, Front Mounting		Type	Part Number
		<b>With anti-vibration O-Ring</b>	
		4 holes $\varnothing$ 3,2 mm (.13")	7.410.000.000
		4 threads M3	7.412.000.000
		4 holes $\varnothing$ 2,7 mm (.11")	7.414.000.000
		4 threads M2,5	7.416.000.000
		<b>Optional:</b> Flat gasket	
		Contacts and inserts page 74 • Assembly instructions page 91 / 92	

Panel Connector, Female Thread, with knurled Nut		Type	Part Number
		<b>Without coding option</b>	
		4 holes $\varnothing$ 3,2 mm (.13")	7.440.000.000
		4 holes $\varnothing$ 2,7 mm (.11")	7.444.000.000
		<b>Optional:</b> Flat gasket	
		Contacts and inserts page 74 • Assembly instructions page 91 / 92	

Panel Connector, Female Thread, with knurled Nut		Type	Part Number
		<b>With coding option (8 x 45°)</b>	
		4 holes $\varnothing$ 3,2 mm (.13")	7.448.000.000
		4 holes $\varnothing$ 2,7 mm (.11")	7.449.000.000
		<b>Optional:</b> Flat gasket	
		Contacts and inserts page 74 • Assembly instructions page 91 / 92	