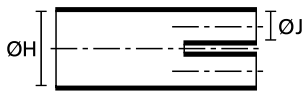


### 3-Way Outlet Shapes, Breakout Boots

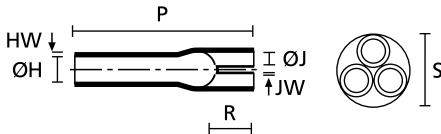
- Helashrink 300 Series, in line, low voltage

#### Features and Benefits

- Easy, time-saving insulation of cable branch point where it splits into single wires
- Adhesive to relieve mechanical tension in cable harnesses



a: Expanded form (supplied)



b: Fully recovered form (after heating)



300 Series supplied / fully recovered.

TYPE	ØH min. a	ØH max. b	ØJ min. a	ØJ max. b	P ± 10%	R ± 10%	HW ± 20%	JW ± 20%	S nom	Article-No.
354-1-B8W	45.0	10.0	16.0	4.0	100.0	25.0	3.0	2.0	-	403-54004
320-1-B8W2	55.8	22.5	30.4	9.0	180.0	44.0	3.0	2.0	37.0	403-20014
355-1-B8W2	100.0	28.0	40.0	13.0	210.0	50.0	3.5	2.5	-	403-55008
342-1-B8W2	110.0	35.0	40.0	17.5	230.0	45.0	4.0	3.5	65.0	403-42006

All dimensions in mm. Subject to technical changes.

For these moulded shapes a wide range of material / adhesive combinations are available. Please refer to the moulded shapes catalogue.

### 4-Way Outlet Shapes, VG style

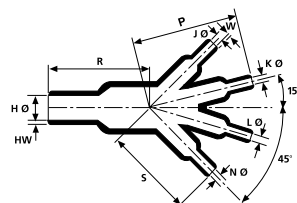
- Helashrink 400 Series

#### Features and Benefits

- All outlets clearly marked to aid orientation during installation
- Cable strain relief and mechanical protection at harness transition points



a: Expanded form (supplied)



b: Fully recovered form (after heating)



442-1 supplied / fully recovered.

TYPE	ØH min. a	ØH max. b	ØJ/K/L/N min. a	ØJ/K/L/N max. b	P ± 10%	R ± 10%	S ± 10%	HW ± 20%	W ± 10%	Designation as per VG-Norm	Article-No.
411-1-G	19.0	10.0	9.5	5.5	36.1	35.6	32.0	1.8	1.0	VG95343T08E002A	404-11180
403-1-G	27.0	13.0	13.0	7.0	51.8	49.0	45.0	2.5	1.0	VG95343T08E004A	404-03180
413-1-G	38.6	19.0	19.0	10.0	74.9	75.0	65.3	1.8	1.0	VG95343T08E005A	404-13180

All dimensions in mm. Subject to technical changes.

For these moulded shapes a wide range of material / adhesive combinations are available. Please refer to the moulded shapes catalogue.



Please note! Not all products listed on this page may have this approval. For product specific approvals please refer to the Appendix.