


U.I. Lapp GmbH	<b>PRODUCT INFORMATION</b>	
	<b>EPIC® H-A 3</b>	05.11.2015

H-A inserts with screw termination up to 2.5 mm<sup>2</sup> wire cross section  
The small H-A 3 / H-A 4 are used whenever there is minimal space.  
Easy to service screw connection  
Easy cable connection with strait cable entry in the contacts



Industrial machinery and plant engineering



Assembly time



Space requirement



### Info

Small power connector for single- or three-phase current  
easy to assemble due to straight entry of conductors

### Application range

Machine and equipment manufacturing  
Control engineering  
Apparatus construction

### Remark

Photographs are not to scale and do not represent detailed images of the respective products.

### Technical Data

Stripping length (mm):	6
Rated voltage (V):	IEC: 400 V UL: 600 V CSA: 600 V
Rated impulse voltage:	4 kV
Rated current (A):	IEC: 23 A UL: 10 A CSA: 10 A
Contact resistance:	1.5 - 4 mohm
Contacts:	Copper alloy, hard silver-plated
Number of contacts:	3 + PE
Termination methods:	Screw termination: 0.5 - 2.5 mm <sup>2</sup> (2.5 mm <sup>2</sup> with conductor end sleeves depending on the crimping profile)
Cycle of mechanical operation:	100
Temperature range:	-40°C to +100°C, short-term up to +125°C
VDE-tested:	Certified production control: VDE-REG. no.: B437 UL-tested: UL File Number: E75770
Degree of soiling:	3


Product Management	Document: LAPP_PRO331EN.pdf	1 / 3
--------------------	-----------------------------	-------




**EPIC® H-A 3**

05.11.2015

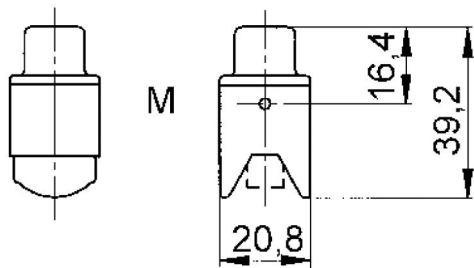
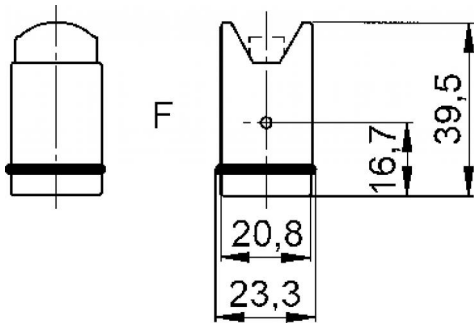
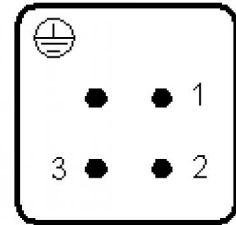
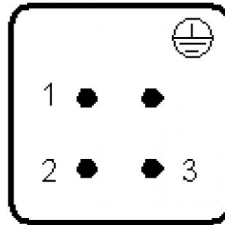
Part number	Article description	Contact type	Number of operating contacts	Pieces / PU
H-A 3 screw termination				
10420000	H-A 3 SS	male	1 - 3	10
10421000	H-A 3 BS	female	1 - 3	10

U.I. Lapp GmbH	<b>PRODUCT INFORMATION</b>	
<b>EPIC® H-A 3</b>		05.11.2015



M

F



Product Management	Document: LAPP_PRO331EN.pdf	3 / 3
--------------------	-----------------------------	-------