



U.I. Lapp GmbH	PRODUCT INFORMATION	
	EPIC® H-A 16	05.11.2015

H-A inserts with screw termination up to 2.5 mm² wire cross section
 Slim connector insert for standard application
 Easy to service screw connection
 Universal for current and voltage transmission



Industrial machinery and plant engineering



Assembly time



Space requirement

Info

Slim standard insert, easy to connect by screw
 Universal for current and voltage transmission

Application range

Machine and equipment manufacturing
 Control engineering

Remark

Photographs are not to scale and do not represent detailed images of the respective products.

Technical Data

Stripping length (mm):	8
Rated voltage (V):	IEC: 250 V UL: 600 V CSA: 600 V
Rated impulse voltage:	4 kV
Rated current (A):	IEC: 16 A UL: 14 A CSA: 16 A
Contact resistance:	1.5 - 4 mohm
Contacts:	Copper alloy, hard silver-plated
Number of contacts:	16 + PE
Termination methods:	Screw termination: 0.5 - 2.5 mm ² (2.5 mm ² with conductor end sleeves depending on the crimping profile)
Cycle of mechanical operation:	100
Temperature range:	-40°C to +100°C, short-term up to +125°C
VDE-tested:	Certified production control: VDE-REG. no.: B437 UL-tested: UL File Number: E75770
Degree of soiling:	3


Product Management	Document: LAPP_PRO354EN.pdf	1 / 3
--------------------	-----------------------------	-------



Part number	Article description	Contact type	Wire protection	Number of operating contacts	Pieces / PU
H-A 16 screw termination					
10530000	H-A 16 SS	male	yes	1 - 16	5
10531000	H-A 16 BS	female	yes	1 - 16	5
10532000	H-A 16 SS	male		1 - 16	5
10533000	H-A 16 BS	female		1 - 16	5

EPIC® H-A 16

05.11.2015



M

F

