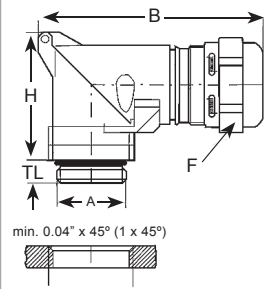


Part Numbers		Cable Range Inches (mm)	Thread Type & Size See page 56 for thread specs	Dimensions in Inches (mm)				
w/ Connection Threads	w/ Mounting Flange			A Clearance Hole +.01" (+.25 mm)	H Body Height	B Body Length	TL Thread Length	F Wrench Flats
-40°F to 212°F (-40°C to 100°C)								
ED20MA-BR*	-	.39 - .55 (10 - 14)	M20 X 1.5	.79 (20)	1.46 (37)	2.60 (66)	.24 (6)	.98 (25)
ED20MR-BR*	-	.28 - .47 (7 - 12)						
ED13AA-BR	-	.39 - .55 (10 - 14)	PG 13 / 13.5	.80 (20.3)	1.46 (37)	2.60 (66)	.24 (6)	.98 (25)
ED13AR-BR	-	.28 - .47 (7 - 12)						
-	ED20FA-BR	.39 - .55 (10 - 14)	Flange	.79 (20)	1.14 (29)	2.60 (66)	-	.98 (25)
-	ED20FR-BR	.28 - .47 (7 - 12)						

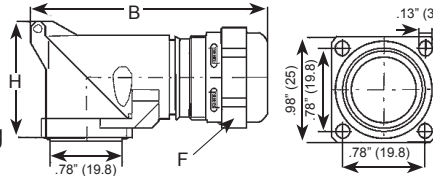


*Note: VDE Approval only applies to Fittings with Metric Threads.

Robust - Compact - Low profile!

Secure your connection with these flange or threaded 90° Elbow Fittings. Saves Space and Time!

Quick & Easy Installation: Insert cable into open 90° Elbow Fitting. Close fitting and secure with screws. Tighten dome nut for a liquid tight connection. -Done!



Suggested Clearance Hole for Non-Threaded Mounting

Nickel Plated Brass Liquid Tight Strain Relief Fittings


Clamp (Extra Pull-out Resistance) PG / NPT / Metric Threads

Part Numbers		Cable Range Inches (mm)	Thread Type & Size See page 56 for thread specs	Dimensions in Inches (mm)				
Standard	Elongated			A Clearance Hole +.01" (+.25 mm)	B Body Length	TL Thread Length	TL Thread Length	F ₁ /F ₂ Wrench Flats
-40°F to 212°F (-40°C to 100°C)								
CD07AA-MZ	CD07CA-MZ	.12 - .26 (3 - 6.5)	PG 7	.49 (12.5)	1.02 (26)	.20 (5)	.39 (10)	.55 (14)
CD09AA-MZ	CD09CA-MZ	.16 - .31 (4 - 8)	PG 9	.60 (15.2)	1.10 (28)	.24 (6)	.39 (10)	.67 (17)
CD11AA-MZ	CD11CA-MZ	.24 - .39 (6 - 10)	PG 11	.73 (18.5)	1.18 (30)	.24 (6)	.39 (10)	.79 (20)
CD13AA-MZ	CD13CA-MZ	.24 - .47 (6 - 12)	PG 13 / 13.5	.80 (20.3)	1.30 (33)	.25 (6.5)	.39 (10)	.87 (22)
CD16AA-MZ	CD16CA-MZ	.39 - .55 (10 - 14)	PG 16	.89 (22.5)	1.30(33)	.25 (6.5)	.39 (10)	.94 (24)
CD21AR-MZ	CD21CR-MZ	.51 - .71 (13 - 18)	PG 21	1.12 (28.4)	1.46 (37)	.28 (7)	.47 (12)	1.18 (30)
CD29AR-MZ	CD29CR-MZ	.71 - .98 (18 - 25)	PG 29	1.47 (37.3)	1.69 (43)	.31 (8)	.47 (12)	1.57 (40)
CD36AA-MZ	CD36CA-MZ	.87 - 1.26 (22 - 32)	PG 36	1.85 (47)	1.97 (50)	.31 (8)	.59 (15)	1.97 (50)
CD42AA-MZ	CD42CA-MZ	1.26 - 1.50 (32 - 38)	PG 42	2.13 (54.1)	2.01 (51)	.35 (9)	.59 (15)	2.24 (57)
CD42AR-MZ	CD42CR-MZ	.98 - 1.22 (25 - 31)						
CD48AA-MZ	CD48CA-MZ	1.46 - .73 (37 - 44)	PG 48	2.34 (59.4)	2.01 (51)	.39 (10)	.59 (15)	2.52 (64)
CD48AR-MZ	CD48CR-MZ	1.14 - 1.38 (29 - 35)						
CD09NA-MZ	-	.16 - .31 (4 - 8)	3/8" NPT	.68 (17.2)	1.10 (28)	.59 (15)	-	.67 (17) / .75 (19)
CD13NA-MZ	-	.28 - .47 (7 - 12)	1/2" NPT	.83 (21.1)	1.30 (33)	.51 (13)	-	.87 (22) / .94 (24)
CD21NA-MZ	-	.51 - .71 (13 - 18)	3/4" NPT	1.05 (26.7)	1.46 (37)	.51 (13)	-	1.18 (30)
CD29NA-MZ	-	.71 - .98 (18 - 25)	1" NPT	1.35 (34.3)	1.69 (43)	.75 (19)	-	1.57 (40)
CD12MA-MZ	CD12DA-MZ	.12 - .26 (3 - 6.5)	M12 X 1.5	.47 (12)	1.02 (26)	.26 (6.5)	.39 (10)	.55 (14)
CD16MA-MZ	CD16DA-MZ	.16 - .31 (4 - 8)	M16 X 1.5	.63 (16)	1.10 (28)	.24 (6)	.39 (10)	.67 (17) / .75 (19)
CD17MA-MZ	CD17DA-MZ	.24 - .39 (6 - 10)	M16 X 1.5	.63 (16)	1.18 (30)	.24 (6)	.39 (10)	.79 (20)
CD20MA-MZ	CD20DA-MZ	.24 - .47 (6 - 12)	M20 X 1.5	.79 (20)	1.30 (33)	.24 (6)	.39 (10)	.87 (22)
CD22MA-MZ	CD22DA-MZ	.39 - .55 (10 - 14)	M20 X 1.5	.79 (20)	1.30(33)	.24 (6)	.39 (10)	.94 (24)
CD25MA-MZ	CD25DA-MZ	.51 - .71 (13 - 18)	M25 X 1.5	.98 (25)	1.46 (37)	.28 (7)	.47 (12)	1.18 (30)
CD32MA-MZ	CD32DA-MZ	.71 - .98 (18 - 25)	M32 X 1.5	1.26 (32)	1.69 (43)	.31 (8)	.47 (12)	1.57 (40)
CD40MA-MZ	CD40DA-MZ	.87 - 1.26 (22 - 32)	M40 X 1.5	1.57 (40)	1.97 (50)	.31 (8)	.59 (15)	1.97 (50)
CD50MA-MZ	CD50DA-MZ	1.26 - 1.50 (32 - 38)	M50 X 1.5	1.97 (50)	2.01 (51)	.35 (9)	.59 (15)	2.24 (57)
CD50MR-MZ	CD50DR-MZ	.98 - 1.22 (25 - 31)						
CD63MA-MZ	CD63DA-MZ	1.46 - .73 (37 - 44)	M63 X 1.5	2.48 (63)	2.01 (51)	.39 (10)	.59 (15)	2.52 (64) / 2.68 (68)
CD63MR-MZ	CD63DR-MZ	1.14 - 1.38 (29 - 35)						

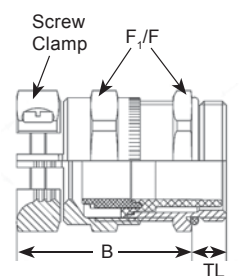


Dome Fittings also available with the following approvals:
ATEX
www.SealconEX.com

High Performance Strain Relief Clamp Fittings Provides Extra Pull-out Resistance.



Suggested Clearance Hole for Non-Threaded Mounting



*Note: VDE Approval only applies to Standard Fittings with Metric Threads.