



Bottle Shapes, VG style

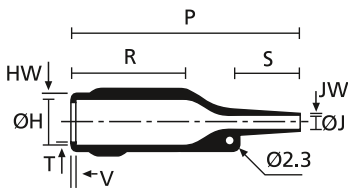
Helashrink 190 Series, with external ribs

Features and Benefits

- Specifically for small audio connectors
- Multiple external ribs to improve grip in harsh conditions



a: Expanded form (supplied)



b: Fully recovered form (after heating)



199-4-G supplied / fully recovered.

TYPE	ØH min. a	ØH max. b	ØJ min. a	ØJ max. b	P ± 10%	R ± 10%	HW ± 20%	JW ± 20%	V ± 10%	T ± 20%	S nom	Designation as per VG-Norm	Article-No.
199-4-G	17.5	14.0	7.0	4.3	70.0	35.0	1.8	0.5	1.5	1.0	20.0	VG95343T06A010A	401-99480

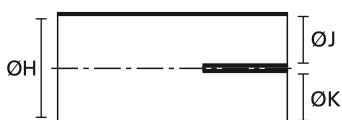
All dimensions in mm. Subject to technical changes.

2-Way Outlet Shapes

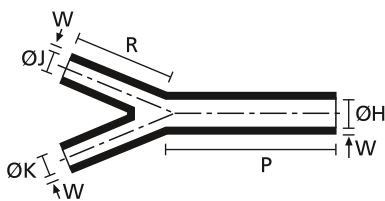
Helashrink 200 Series, low profile

Features and Benefits

- For harnesses which route multi-core cables in different directions
- High ratio expansion for quick and easy installation
- Mechanical tension relief



a: Expanded form (supplied)



b: Fully recovered form (after heating)



200 series supplied / fully recovered.

TYPE	ØH min. a	ØH max. b	ØJ min. a	ØJ max. b	ØK min. a	ØK max. b	P ± 10%	R ± 10%	W ± 20%	Article-No.
201-1-G	19.0	9.4	6.4	14.0	6.4	14.0	50.8	30.5	1.5	402-01180
201-2-G	31.8	9.4	15.7	6.4	15.7	6.4	50.8	30.5	1.5	402-01220

All dimensions in mm. Subject to technical changes.



For product specific approvals and specifications please refer to the Appendix.



2-Way Outlet Shapes, VG style

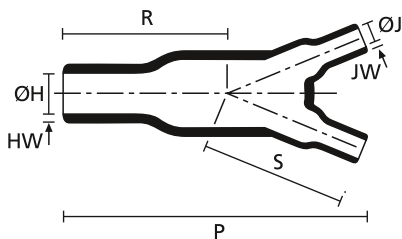
Helashrink 200 Series

Features and Benefits

- Mechanical tension relief in cable harnesses



a: Expanded form (supplied)



b: Fully recovered form (after heating)



Two-way outlet shape 223-2 supplied / fully recovered.



For Material / Adhesive information please refer to page 244.

TYPE	ØH min. a	ØH max. b	ØJ min. a	ØJ max. b	P ± 10%	R ± 10%	HW ± 20%	JW ± 20%	JW ± 30%	JW nom.	S nom	Designation as per VG-Norm	Article-No.
206-1-G	13.0	6.0	7.0	3.0	41.0	19.0	1.5	-	1.0	1.0	19.0	VG95343T08C001A	402-06180
212-1-G	14.5	8.0	8.5	5.5	82.6	83.0	2.3	-	2.0	2.0	63.0	VG95343T08C005A	402-12180
213-1-G	17.3	7.9	11.1	7.9	140.0	83.1	2.3	2.3	-	1.0	64.0	-	402-13180
203-1-G	27.0	12.0	13.0	6.0	80.0	43.0	2.5	-	1.5	1.5	43.0	VG95343T08C002A	402-03180
204-1-G	39.0	18.0	27.0	12.0	66.0	81.0	3.1	-	2.5	2.0	81.0	VG95343T08C003A	402-04180

All dimensions in mm. Subject to technical changes.



For product specific approvals and specifications please refer to the Appendix.