






### Seal Rings: Polyethylene, Fiber-Reinforced Plastic

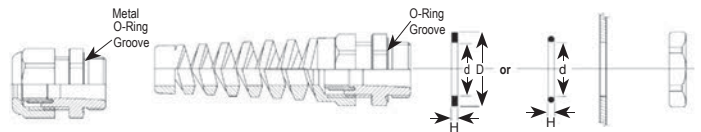
Part Numbers		Thread Type & Size	Dimensions Inches (mm)		
-22°F to 158°F (-30°C to 70°C)	-40°F to 572°F (-40°C to 300°C)		d	D	H
			Inner Diameter	Outer Diameter	Height
		See page 56 for thread specs			
SR-07-NY	SR-07-HD	PG 7	.49 (12.5)	.65 (16.5)	.06 (1.5)
SR-09-NY	SR-09-HD	PG 9	.60 (15.2)	.75 (19)	.06 (1.5)
SR-11-NY	SR-11-HD	PG 11	.73 (18.6)	.89 (22.5)	.06 (1.5)
SR-13-NY	SR-13-HD	PG 13 / 13.5	.80 (20.4)	.98 (25)	.06 (1.5)
SR-16-NY	SR-16-HD	PG 16	.89 (22.5)	1.06 (27)	.06 (1.5)
SR-21-NY	SR-21-HD	PG 21	1.11 (28.3)	1.32 (33.5)	.06 (1.5)
SR-29-NY	SR-29-HD	PG 29	1.46 (37)	1.71 (43.5)	.08 (2)
SR-36-NY	SR-36-HD	PG 36	1.85 (47)	2.17 (55)	.08 (2)
SR-42-NY	SR-42-HD	PG 42	2.13 (54.1)	2.48 (63)	.08 (2)
SR-48-NY	SR-48-HD	PG 48	2.33 (59.3)	2.72 (69)	.08 (2)
SR-38-NY	-	3/8" NPT	.67 (17)	.87 (22)	.06 (1.5)
SR-18-NY	-	1/2" NPT	.83 (21)	.98 (25)	.06 (1.5)
SR-34-NY	-	3/4" NPT	1.06 (27)	1.43 (36)	.04 (1)
SR-10-02	-	1" NPT	1.32 (33.5)	1.71 (43)	.09 (2.2)
SR-14-NY	-	1-1/4" NPT	.63 (41.5)	1.95 (49)	.06 (1.5)
SM-12-NY	SM-12-HD	M12 X 1.5	.47 (12)	.63 (16)	.08 (2)
SM-16-NY	SM-16-HD	M16 X 1.5	.63 (16)	.79 (20)	.08 (2)
SM-20-NY	SM-20-HD	M20 X 1.5	.79 (20)	.98 (25)	.08 (2)
SM-25-NY	SM-25-HD	M25 X 1.5	.98 (25)	1.22 (31)	.08 (2)
SM-32-NY	SM-32-HD	M32 X 1.5	1.26 (32)	1.50 (38)	.08 (2)
SM-40-NY	SM-40-HD	M40 X 1.5	1.57 (40)	1.68 (42.7)	.08 (2)
SM-50-NY	SM-50-HD	M50 X 1.5	1.97 (50)	2.28 (58)	.08 (2)
SM-63-NY	SM-63-HD	M63 X 1.5	2.48 (63)	2.83 (72)	.08 (2)

If NEMA 4x or 6 (IP 68 or IP 69K - Submersible) is required, O-Rings or Seal Rings should be used when mounting Strain Relief Fittings to a control panel, secured with a Locking Nut. The straight Strain Relief Fittings feature a molded O-Ring groove. For these fittings the O-Ring is the best solution. The Snap Elbows and some of the Conduit Fittings don't have a recess for an O-Ring. In that case, the Seal Ring would be the better choice, unless the hole can be beveled to accommodate an O-Ring.


### O-Rings: Buna-N, FKM, Silicone

Part Numbers			Thread Type & Size	Dimens. Inches (mm)	
-22°F to 248°F (-30°C to 120°C)	-40°F to 392°F (-40°C to 200°C)	-76°F to 482°F (-60°C to 250°C)		d	H
				Inner Diameter	Height
			See page 56 for thread specs		
OR-07-BN	OR-07-VT	OR-07-SI	PG 7	.39 (120)	.06 (1.5)
OR-09-BN	OR-09-VT	OR-09-SI	PG 9	.47 (12)	.06 (1.5)
OR-11-BN	OR-11-VT	OR-11-SI	PG 11	.63 (16)	.06 (1.5)
OR-13-BN	OR-13-VT	OR-13-SI	PG 13 / 13.5	.67 (17)	.07 (1.8)
OR-16-BN	OR-16-VT	OR-16-SI	PG 16	.71 (18)	.06 (1.5)
OR-21-BN	OR-21-VT	OR-21-SI	PG 21	1.02 (26)	.08 (2)
OR-29-BN	OR-29-VT	OR-29-SI	PG 29	1.30 (33)	.08 (2)
OR-36-BN	OR-36-VT	OR-36-SI	PG 36	1.69 (43)	.08 (2)
OR-42-BN	OR-42-VT	OR-42-SI	PG 42	1.97 (50)	.08 (2)
OR-48-BN	OR-48-VT	OR-48-SI	PG 48	2.16 (55)	.08 (2)
OR-38-BN	OR-38-VT	OR-38-SI	3/8" NPT	.51 (13)	.08 (2)
OR-18-BN	OR-18-VT	OR-18-SI	1/2" NPT	.75 (19)	.07 (1.8)
OR-34-BN	OR-34-VT	OR-34-SI	3/4" NPT	.87 (23)	.078 (2.5)
OR-10-BN	OR-10-VT	OR-10-SI	1" NPT	1.14 (29)	.078 (2.5)
OR-54-BN	OR-54-VT	OR-54-SI	1-1/4" NPT	1.12 (30)	.10 (2.5)
OR-64-BN	OR-64-VT	OR-64-SI	1-1/2" NPT	1.77 (45)	.10 (2.5)
OM-12-BN*	OM-12-VT*	OM-12-SI*	M12 X 1.5	.39 (10)	.06 (1.5)
OM-16-BN*	OM-16-VT*	OM-16-SI*	M16 X 1.5	.47 (12)	.06 (1.5)
OM-20-BN*	OM-20-VT*	OM-20-SI*	M20 X 1.5	.67 (17)	.07 (1.8)
OM-25-BN	OM-25-VT	OM-25-SI	M25 X 1.5	.87 (22)	.08 (2)
OM-32-BN	OM-32-VT	OM-32-SI	M32 X 1.5	1.14 (29)	.08 (2)
OM-40-BN	OM-40-VT	OM-40-SI	M40 X 1.5	1.38 (35)	.08 (2)
OM-50-BN	OM-50-VT	OM-50-SI	M50 X 1.5	1.69 (43)	.08 (2)
OM-63-BN	OM-63-VT	OM-63-SI	M63 X 1.5	2.17 (55)	.08 (2)

\*Metal Parts use different O-Rings.

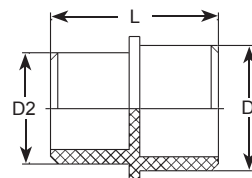


## Accessories - Strain Relief Blind Plugs Nylon - Fits PG / NPT / Metric Threads

Part Numbers	Fits PG Thread	Fits PG Thread	Fits PG Thread	Dimensions in Inches (mm)		
				D1	D2	L
				Diameter (1)	Diameter (2)	Length
	See page 56 for thread specs	See page 56 for thread specs	See page 56 for thread specs			
PL-07-BK	PG 7	-	M12 x 1.5	.24 (6)	.18 (4.5)	.59 (15)
PL-09-BK	PG9	3/8" NPT	M16 x 1.5	.26 (7.5)	.22 (5.5)	.67 (17)
PL-11-BK	PG 11	-	M16 x 1.5 - E	.37 (9.5)	.26 (6.5)	.75 (19)
PL-13-BK	PG 13 / 13.5	1/2" NPT	M20 x 1.5	.45 (11.5)	.33 (8.5)	.75 (19)
PL-16-BK	PG 16	1/2" NPT-E	M20 x 1.5 - E	.53 (13.5)	.45 (11.5)	.77 (19.5)
PL-21-BK	PG 21	3/4" NPT	M25 x 1.5	.69 (17.5)	.61 (15.5)	.93 (23.5)
PL-29-BK	PG 29	1" & 1-1/4" NPT	M32 x 1.5	.94 (24)	.75 (19)	1.02 (26)
PL-36-BK	PG 36	1-1/2" NPT	M40 x 1.5	1.22 (31)	.98 (25)	1.10 (28)
PL-42-BK	PG 42	-	M50 x 1.5	1.46 (37)	1.18 (30)	1.10 (28)
PL-48-BK	PG 48	-	M63 x 1.5	1.69 (43)	1.34 (34)	1.10 (28)

RoHS

These non-threaded Plugs are made of Black Nylon (RAL 9005) and fit PG, NPT and Metric Strain Relief Fittings.



Inserts into Dome Nut for a liquid tight seal!

For Material Specifications and Approval Information refer to page 52.