

## M8 Field Attachable Connectors

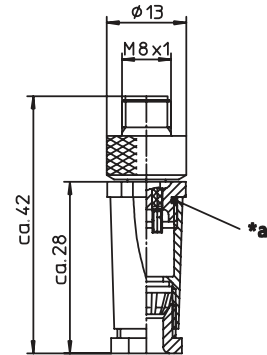
RSMC | RKMC



### Male, 3- and 4-Pole

Field attachable connector, M8 male connector 3- and 4-pole with threaded joint, assembling with solder connections.

RSMC



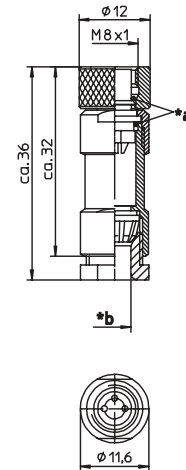
\*a O-Ring



### Female, 3- and 4-Pole

Field attachable connector, M8 Female connector 3- and 4-pole with threaded joint, assembling with solder connections.

RKMC



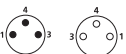
\*a O-Ring

\*b Screw joint for cable

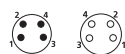
## Pin Assignments

Face Views / M12, Male / Female

3 pole



4 pole





# Be Certain with Belden

## M8 Field Attachable Connectors

RSMC | RKMC

### Technical Data

#### Environmental

Degree of protection IP 67 / NEMA 6P  
 Operating temperature range RSMC: -25°C (-13°F) / +80°C (+176°F)  
 RKMC: -40°C (-40°F) / +85°C (+185°F)

#### Mechanical

Housing / Molded body RSMC: CuZn, nickel-plated  
 RKMC: PBT  
 Insert PA  
 Contact RSMC: CuZn, pre-nickeled and 0.8 microns gold-plated  
 RKMC: CuSn, gold-plated  
 Receptacle shell CuZn, nickel-plated  
 O-ring FKM (only RKMC)  
 Mode of connection Solder connection  
 Connectable conductor RSMC: max. 0.34mm<sup>2</sup>  
 RKMC: max. 0.25 mm<sup>2</sup>

#### Electrical

Contact resistance ≤ 5 mΩ  
 Nominal current at 40°C 4 A  
 Nominal voltage 3 poles 60 V  
 4 poles 30 V  
 Rated voltage 3 poles 63 V  
 4 poles 36 V  
 Test voltage RSMC:  
 3 poles 1.5 kV eff. / 60 s  
 4 poles 0.8 kV eff. / 60 s  
 Insulation resistance > 10<sup>9</sup> Ω  
 Pollution degree 3

Part Number	Pins	Cable Diameter Range	Characteristics
<b>Male</b>	<b>Female</b>		
RSMC 3	RKMC 3	3	Ø 3.5-5.0 mm
RSMC 4	RKMC 4	4	Ø 3.5-5.0 mm

