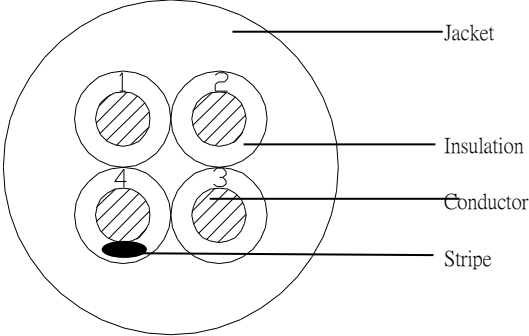




Product Specification

Part No.:XB2570606		Color																																					
<p align="center">Cross Section</p> 		<p>Insulation: 1.black 2.black 3.black 4.yellow/green The core of 1~3 will marking number of 1~3</p> <p>Jacket: According to the customer's requirements.</p>																																					
<p align="center">Marking</p> <p>BELDEN E357312-S 4C18  AWM STYLE 2570 80C 600V VW-1 --- c AWM I/II A/B 80C 600V FT1 ROHS</p>		<p align="center">Performance</p> <p>Electrical Characteristics:</p> <table border="0"> <tr> <td>Max. DC Resistance at 20°C (Ω /km)</td> <td align="right">24.8</td> </tr> </table>		Max. DC Resistance at 20°C (Ω /km)	24.8																																		
Max. DC Resistance at 20°C (Ω /km)	24.8																																						
<p align="center">Description</p> <table border="0"> <tr> <td>Rated Voltage (V)</td> <td align="right">600</td> </tr> <tr> <td>Rated Temperature (°C)</td> <td align="right">80</td> </tr> <tr> <td>Product Standard Certification</td> <td align="right">UL</td> </tr> <tr> <td>Flammability Test</td> <td align="right">VW-1</td> </tr> </table> <p>Application For internal wiring and external interconnection of electronic equipment</p> <p>Reference Standard UL758, UL1581 & CSA C22.2 No.210.2</p>		Rated Voltage (V)	600	Rated Temperature (°C)	80	Product Standard Certification	UL	Flammability Test	VW-1	<p>Mechanical Characteristics:</p> <table border="0"> <thead> <tr> <th>Test Object</th> <th>Insulation</th> <th>Jacket</th> </tr> </thead> <tbody> <tr> <td>Test Material</td> <td align="center">SR-PVC</td> <td align="center">PVC</td> </tr> <tr> <td>Before Tensile Strength (Mpa)</td> <td align="center">≥20.7</td> <td align="center">≥10.3</td> </tr> <tr> <td>Aging Elongation (%)</td> <td align="center">≥150</td> <td align="center">≥100</td> </tr> <tr> <td>Aging Condition (°C)</td> <td align="center" colspan="2">113±1°C X 168 hrs</td> </tr> <tr> <td>After Tensile Strength (Mpa)</td> <td align="center">≥70% of original</td> <td align="center">≥70% of original</td> </tr> <tr> <td>Aging Elongation (%)</td> <td align="center">≥70% of original</td> <td align="center">≥65% of original</td> </tr> </tbody> </table>		Test Object	Insulation	Jacket	Test Material	SR-PVC	PVC	Before Tensile Strength (Mpa)	≥20.7	≥10.3	Aging Elongation (%)	≥150	≥100	Aging Condition (°C)	113±1°C X 168 hrs		After Tensile Strength (Mpa)	≥70% of original	≥70% of original	Aging Elongation (%)	≥70% of original	≥65% of original							
Rated Voltage (V)	600																																						
Rated Temperature (°C)	80																																						
Product Standard Certification	UL																																						
Flammability Test	VW-1																																						
Test Object	Insulation	Jacket																																					
Test Material	SR-PVC	PVC																																					
Before Tensile Strength (Mpa)	≥20.7	≥10.3																																					
Aging Elongation (%)	≥150	≥100																																					
Aging Condition (°C)	113±1°C X 168 hrs																																						
After Tensile Strength (Mpa)	≥70% of original	≥70% of original																																					
Aging Elongation (%)	≥70% of original	≥65% of original																																					
<p align="center">Construction</p> <table border="0"> <tr> <td>4C</td> <td></td> </tr> <tr> <td>Conductor</td> <td align="center">Stranded Tinned Copper</td> </tr> <tr> <td>AWG</td> <td align="right">18</td> </tr> <tr> <td>Construction (mm)</td> <td align="right">42/0.18</td> </tr> <tr> <td>Dia. (mm)</td> <td align="right">1.34</td> </tr> <tr> <td>Insulation</td> <td align="center">SR-PVC</td> </tr> <tr> <td>Min. Thickness (mm)</td> <td align="right">0.50</td> </tr> <tr> <td>Nom. Thickness(mm)</td> <td align="right">0.78</td> </tr> <tr> <td>Insulation Dia. (±0.10mm)</td> <td align="right">2.90</td> </tr> <tr> <td>Assembly</td> <td align="center">4C</td> </tr> <tr> <td>Direction</td> <td align="center">S</td> </tr> <tr> <td>Jacket</td> <td align="center">PVC</td> </tr> <tr> <td>Min. Thickness (mm)</td> <td align="right">0.68</td> </tr> <tr> <td>Nom. Thickness (mm)</td> <td align="right">0.90</td> </tr> <tr> <td>Dia. (±0.30mm)</td> <td align="right">8.90</td> </tr> </table>		4C		Conductor	Stranded Tinned Copper	AWG	18	Construction (mm)	42/0.18	Dia. (mm)	1.34	Insulation	SR-PVC	Min. Thickness (mm)	0.50	Nom. Thickness(mm)	0.78	Insulation Dia. (±0.10mm)	2.90	Assembly	4C	Direction	S	Jacket	PVC	Min. Thickness (mm)	0.68	Nom. Thickness (mm)	0.90	Dia. (±0.30mm)	8.90	<p align="center">Sample Record</p> <table border="0"> <tr> <td>Sample No. :</td> <td></td> </tr> <tr> <td>Original spec no.:</td> <td align="right">Rev.:</td> </tr> <tr> <td>Ref. spec No. : SK-B2570-606</td> <td align="right">Rev.: 0</td> </tr> </table>		Sample No. :		Original spec no.:	Rev.:	Ref. spec No. : SK-B2570-606	Rev.: 0
4C																																							
Conductor	Stranded Tinned Copper																																						
AWG	18																																						
Construction (mm)	42/0.18																																						
Dia. (mm)	1.34																																						
Insulation	SR-PVC																																						
Min. Thickness (mm)	0.50																																						
Nom. Thickness(mm)	0.78																																						
Insulation Dia. (±0.10mm)	2.90																																						
Assembly	4C																																						
Direction	S																																						
Jacket	PVC																																						
Min. Thickness (mm)	0.68																																						
Nom. Thickness (mm)	0.90																																						
Dia. (±0.30mm)	8.90																																						
Sample No. :																																							
Original spec no.:	Rev.:																																						
Ref. spec No. : SK-B2570-606	Rev.: 0																																						
<p align="center">Revision History</p>		<p>Prepared by: YANGHUA 2012/11/14 Table No.:T100 Rev.: 0 Approved by: CICICHENG 2012/11/14 Page 1 of 1</p>																																					