
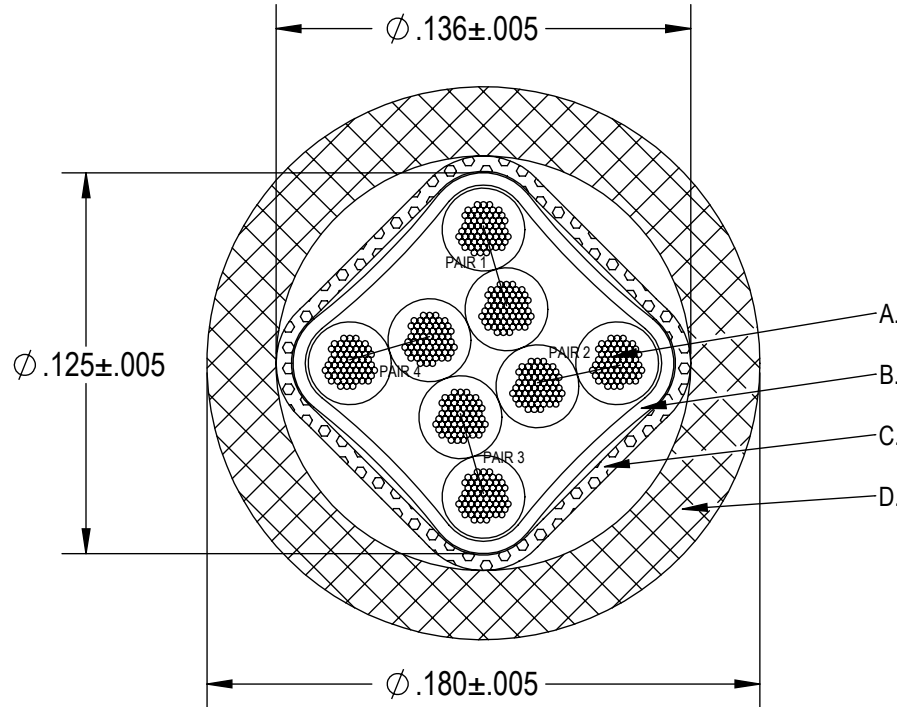


DESCRIPTION: 26/8 CABLE 80C 150V		UNITS: IN	SCALE: 16:1	ITEM	SPECIFICATIONS
CUSTOMER: IEWC	NWI P/N: TBD	DWG NO: 61223-1		A.	SUB ASSEMBLY TWISTED PAIR
CUSTOMER P/N: TBD	DRAWN BY: DP LANGER	DATE: 2/1/2016	REV: 1	B.	PTFE TAPE WRAP 50% MIN. OVERLAP 100% COVERAGE

CORE DIMENSIONS FOR INTERNAL USE ONLY

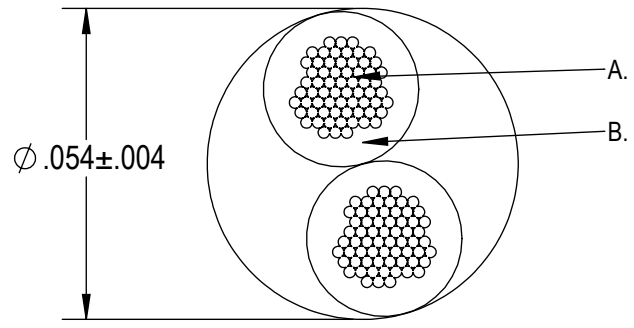
DRAFT



ISOMETRIC VIEW FOR REFERENCE ONLY

LEGEND SPECIFICATIONS NO LEGEND ON CABLE

DESCRIPTION:		UNITS: IN	SCALE: 60:1	ITEM	SUB-ASSEMBLY SPECIFICATIONS
CUSTOMER: IEWC	NWI P/N: TBD	DWG NO: 61223-1		A.	26 GAUGE 65x44TC BUNCHED
CUSTOMER P/N: TBD	DRAWN BY: DP LANGER	DATE: 2/1/2016	REV: 1	B.	3 MIL FEP INSULATION 80C 150V 2 MIL MIN. FEP INSULATION O.D. .027 ±.001





This document contains proprietary and confidential information of Northwire, Inc. (and its subsidiary) and shall not be used, disclosed or reproduced, in whole or in part, for any purpose without the prior written consent of Northwire, Inc. (and its subsidiary).

Disclaimer: The technical data that is made part of this document may be subject to the International Traffic in Arms Regulation (ITAR) and the Export Administration Regulations (EAR). Disclosure of technical data to Foreign Persons in the course of employment with U.S. contractors is considered an export and is subject to the ITAR and EAR export licensing requirements/regulations.

DESCRIPTION:		UNITS: IN	SCALE: 60:1	ELECTRICAL REQUIREMENTS
CUSTOMER: IEWC	NWI P/N: TBD	DWG NO: 61223-1		NONE SPECIFIED
CUSTOMER P/N: TBD	DRAWN BY: DP LANGER	DATE: 2/1/2016	REV: 1	



MECHANICAL REQUIREMENTS
NONE SPECIFIED

INITIAL RELEASE	1	2/1/16	DPL
REVISION RECORD	REV.	REV DATE	APR
REVISIONS			