


Hi-Flex Unshielded Cable

- Ideal for High Performance Power & Control Applications
- Ultra Flexible Cable for Confined Area and Continuous Motion
- 4 AWG - 28 AWG Conductors Available in 2 - 12 Conductors

Cicoil's line of Hi-Flex Unshielded Cables provides the advantages of all Cicoil flexible cables in a standard, low-cost package. Ultra-flexible, finely stranded wire conductors are used for maximum flexibility and long life in dynamic, flexing applications. Cicoil's patented extrusion process encapsulates the wire conductors in a crystal clear, flexible, yet extremely durable Flexx-Sil™ insulation.

NEED CUSTOMS?
See Page 25



Applications
Aerospace, Festoon Systems, Robotics, Medical, Oil Drilling, Packaging

Cable

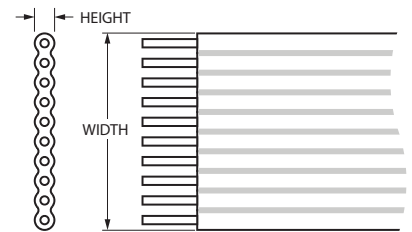
Amp Rating ¹	Volts DC	Conductor Gauge	No. of Conductors	Dimensions [inches]		Part Number
				Width	Height	
5	12K	28 AWG	2	0.13	0.08	969M101-28-2
			3	0.18	0.08	969M101-28-3
			4	0.23	0.08	969M101-28-4
			6	0.33	0.08	969M101-28-6
			8	0.43	0.08	969M101-28-8
			10	0.53	0.08	969M101-28-10
6	12K	26 AWG	2	0.14	0.09	969M101-26-2
			3	0.19	0.09	969M101-26-3
			4	0.25	0.09	969M101-26-4
			6	0.35	0.09	969M101-26-6
			8	0.46	0.09	969M101-26-8
			10	0.57	0.09	969M101-26-10
8	12K	24 AWG	2	0.15	0.10	969M101-24-2
			3	0.21	0.10	969M101-24-3
			4	0.27	0.10	969M101-24-4
			6	0.38	0.10	969M101-24-6
			8	0.50	0.10	969M101-24-8
			10	0.62	0.10	969M101-24-10
11	18K	22 AWG	2	0.18	0.11	969M101-22-2
			3	0.25	0.11	969M101-22-3
			4	0.32	0.11	969M101-22-4
			6	0.45	0.11	969M101-22-6
			8	0.59	0.11	969M101-22-8
			10	0.73	0.11	969M101-22-10
			12	0.87	0.11	969M101-22-12

Note

1. Amp rating is the maximum value for each conductor at room temperature of 70°F (21°C). Amp rating decreases as temperature increases.

Dimensions

2-12 Conductors



Cable Assemblies - 22-28 AWG



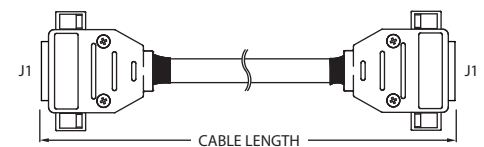
Please contact Cicoil for other connectors and length options.

Cable Length (feet)	Part Number Addition
3	-CA003
6	-CA006
12	-CA012

Notes

1. Append onto base cable Part Number for complete assembly. Example: 969M101-28-2-CA003
2. Connector ratings may differ from cable ratings; refer to manufacturer specifications.

Assembly Dimensions



Connectors for 28 AWG

- Signal (J1): 25-Pos D-SUB - Amphenol, P/N L717-DB25P Metallized Shell - TE, P/N 5748677-3

Connectors for 22-26 AWG

- Signal (J1): Gold Contacts - TE, P/N 745254-2
25-Pos D-SUB Housing - TE, P/N 5205208-1

Unshielded

Cable (continued)

Amp Rating ¹	Volts DC	Conductor Gauge	No. of Conductors	Dimensions [inches]		Part Number
				Width	Height	
13	18K	20 AWG	2	0.20	0.12	969M101-20-2
			3	0.28	0.12	969M101-20-3
			4	0.36	0.12	969M101-20-4
			6	0.51	0.12	969M101-20-6
			8	0.67	0.12	969M101-20-8
			10	0.83	0.12	969M101-20-10
20	20K	18 AWG	2	0.24	0.14	969M101-18-2
			3	0.33	0.14	969M101-18-3
			4	0.43	0.14	969M101-18-4
			6	0.62	0.14	969M101-18-6
			8	0.81	0.14	969M101-18-8
			10	1.00	0.14	969M101-18-10
26	20K	16 AWG	2	0.26	0.15	969M101-16-2
			3	0.37	0.15	969M101-16-3
			4	0.48	0.15	969M101-16-4
			6	0.70	0.15	969M101-16-6
			8	0.92	0.15	969M101-16-8
			10	1.14	0.15	969M101-16-10
27	20K	14 AWG	3	0.47	0.19	969M101-14-3
			4	0.61	0.19	969M101-14-4
			8	1.16	0.19	969M101-14-8
36	20K	12 AWG	3	0.58	0.24	969M101-12-3
			4	0.75	0.24	969M101-12-4
47	20K	10 AWG	4	0.92	0.29	969M101-10-4
65	20K	8 AWG	4	1.17	0.35	969M101-8-4
95	20K	6 AWG	4	1.47	0.40	969M101-6-4
125	20K	4 AWG	4	1.64	0.47	969M101-4-4

Note
 1. Amp rating is the maximum value for each conductor at room temperature of 70°F (21°C). Amp rating decreases as temperature increases.

Cable Assemblies – 4-20 AWG



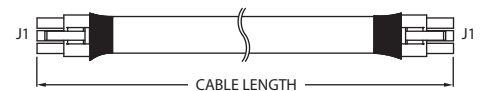
Please contact Cicoil for other connectors and length options.



Cable Length (feet)	Part Number Addition
3	-CA003
6	-CA006
12	-CA012

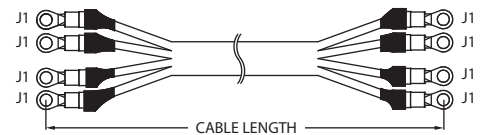
- Notes**
- Append onto base cable Part Number for complete assembly.
Example: 969M101-20-2-CA003
 - Connector ratings may differ from cable ratings; refer to manufacturer specifications.

Assembly Dimensions



Connectors for 14-20 AWG

- Signal (J1): Gold Contacts - MOLEX, P/N 02-09-6110
- 15-Pos Housing - MOLEX, P/N 19-09-2159



Connectors for 4-12 AWG

- Signal (J1): Ring Lugs - Typical

Cable Specifications

All engineering values are nominal and subject to change.

Mechanical	Environmental
Conductors: Ultra flexible, finely stranded, tinned copper Minimum Bend Radius: - 6x cable height for intermediate flex - 10x cable height for continuous flex Outer Jacket Durometer Rating: 65 (Shore A)	Temperature Rating: -65°C to +165°C Moisture Rating: Submersible, Salt Water Resistant Clean Room Rating: Class 1, Zero Particulates Extreme Environments: Sunlight, UV Light, Alcohol, Chemical and Oil Resistant
	Electrical
	Outer Jacket Dielectric Strength: 450 volts/mil (17.7 kv/mm) <i>See Electrical Rating Chart on Page 47</i>

Options

Page

Additional Conductors	26
Low Friction Options	28
StripMount™ Integrated Mounting Strip	28
Integrated Tubing	29
SuperTuff™ Jacket	29
Colored Jacketing	29
Strip and Tin Cable Ends	29
FlexRail™ Self-Supporting Cable	30
Complete Assembly	31