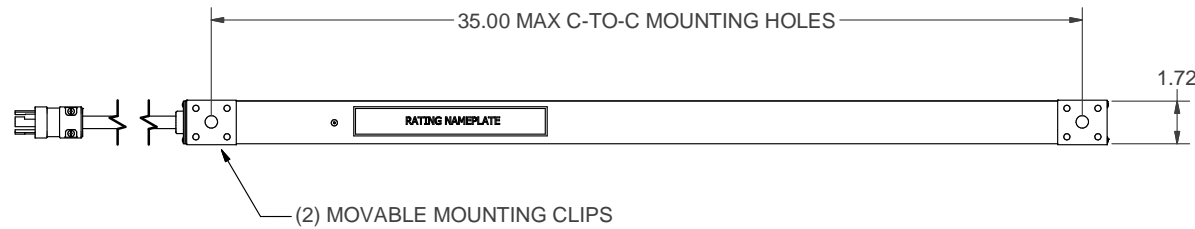
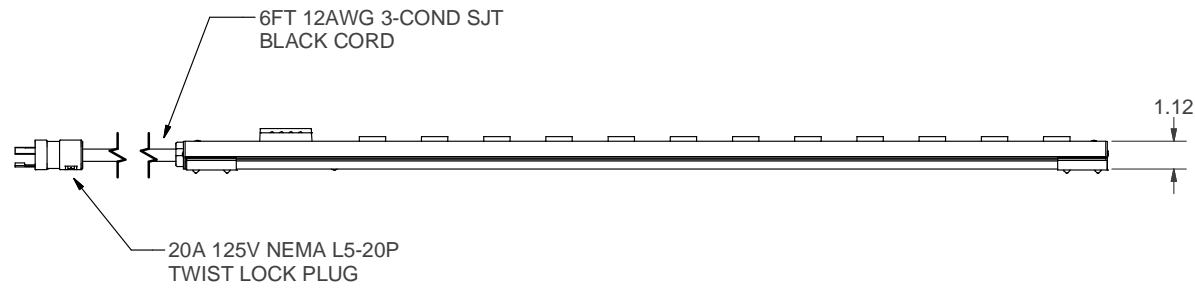
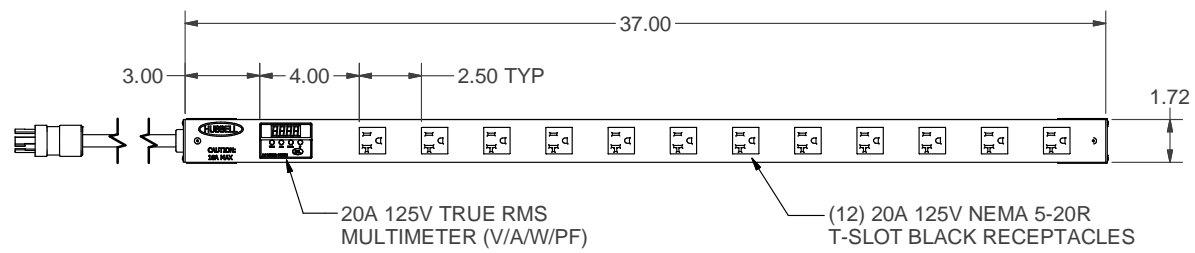


# CUSTOM PRODUCT

YOU ARE HEREBY NOTIFIED THAT ANY DISSEMINATION, DISCLOSURE, COPYING OR DISTRIBUTION OF THE IDEAS, INFORMATION OR DESIGNS THEREIN SHOWN WITHOUT OUR WRITTEN PERMISSION IS STRICTLY PROHIBITED.

**CUSTOMER APPROVAL:**  AS IS  WITH NOTED CHANGES

Customer name:
Customer signature:
Company name:
Contact number:
Date:
Custom Products Are Non-Cancellable & Non-Returnable



**INPUT**  
 20A 125V NEMA L5-20P  
 MAXIMUM CURRENT DRAW = 16A

**OUTPUT**  
 (12) 15A/20A 125V NEMA 5-20R  
 MAX TOTAL LOAD = 2000VA (16A @ 125V)

**NOTES:**

- ALL DIMENSIONS ARE IN INCHES W/ +/-0.06" TOLERANCE UNLESS OTHERWISE SPECIFIED.
- THIS PDU MUST BE PLUGGED INTO A CIRCUIT THAT HAS OVERCURRENT PROTECTIVE DEVICE RATED AT NO MORE THAN 125% OF MAXIMUM CURRENT DRAW.

	CERTIFIED TO CAN/CSA STD C22.2 NO. 60950-1-03 CONFORMS TO UL STD 60950-1	
	MAXIMUM TOTAL LOAD = 2000VA (16A @ 125V)	
DESCRIPTION: 37" H1V, 6FT 12/3SJ, L5-20P, (12) 5-20R, METER		
POWER: 20A 125V 60Hz NEMA L5-20P		
FINISH: TEXTURED BLACK MATERIAL: ALUMINUM		
	Hubbell Canada LP 870 Brock Road South Pickering Ontario	
	CAT No: H1V3706L2N12EM	
DRWN BY: SR	PROJ'T NO:	
APR'D BY: RC	DRAWING NO: A18347	
DATE: 03/31/2016	SHEET: 1 of 1	SCALE: NTS

REF DWG. A15256.iam

