

		eurofast			
		RJ45 Plug	WRJ45 Plug	RJ45 IP67 Plug	
		7 RJ45S	8 WRJ45ES	9 RJ45SMIP67	
		Bare	RJ45S 42x-*M	WRJ45ES 42x-*M	RJ45SMIP67 42x-*M
eurofast	Pin (Male)	1 RSSD	RSSD RJ45S 42x-*M	RSSD WRJ45ES 42x-*M	RSSD RJ45SMIP67 42x-*M
	Socket (Female)	2 RKSD	RKSD RJ45S 42x-*M	RKSD WRJ45ES 42x-*M	RKSD RJ45SMIP67 42x-*M
	RJ45 Plug	7 RJ45S	RJ45S RJ45S 42x-*M		RJ45S RJ45SMIP67 42x-*M
	WRJ45 Plug	8 WRJ45ES	WRJ45ES RJ45S 42x-*M	WRJ45ES WRJ45ES 42x-*M	WRJ45ES RJ45SMIP67 42x-*M
		9 RJ45SMIP67	RJ45SMIP67 RJ45S 42x-*M	RJ45SMIP67 WRJ45ES 42x-*M	RJ45SMIP67 RJ45SMIP67 42x-*M

See pages L8 - L9 for dimensional drawings.

* Indicates length in meters.

x Indicates cable type.

Standard cable lengths are 1, 2, 4, 6, 8, 10, 15, and in +5 meter increments from there. Consult factory for other lengths.

For stainless steel coupling nuts change part number RSSD ... RSSDV, FSSDED ... FSSDEDV.

For right angle RJ45, select WRJ45I for internal tab or WRJ45E for external tab.

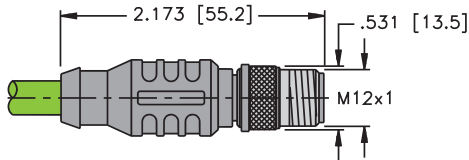
eurofast	Pinouts	eurofast
Male 	1. Yellow (+ tx) 2. White (+rx) 3. Orange (-tx) 4. Blue (-rx)	Female

RJ45 Pinout	RJ45 Plug	RJ45 (CR) Pinout
1. Yellow 2. Orange 3. White 4. N/C 5. N/C 6. Blue 7. N/C 8. N/C	Male 12345678	1. Yellow 2. Orange 3. White 4. N/C 5. N/C 6. Blue 7. N/C 8. N/C

Specifications

Overmold:	TPU
Coupling Nut:	Nickel Plated CuZn or Stainless Steel
Contact Carrier:	TPU (Polyurethane) or POM (Nylon)
Contacts:	Gold Plated CuZn
Protection:	NEMA 1, 3, 4, 6P and IEC IP 68
Rated Voltage:	250 V
Rated Current:	4 A
Ambient Temperature:	-40° to +70°C (32° to +167°F)

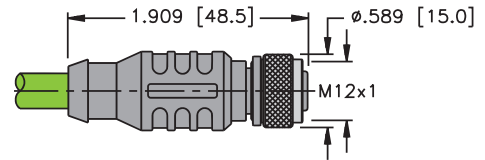
1



RSCD/RSSD ..

Page L4

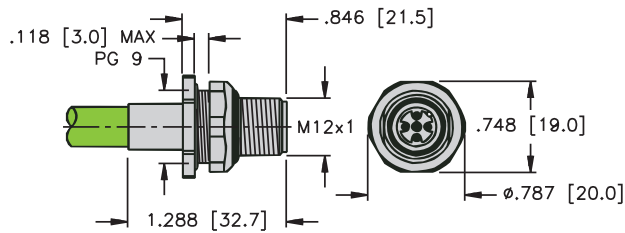
2



RKCD/RKSD ..

Page L4

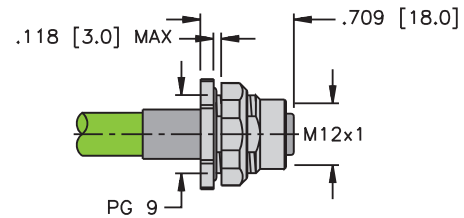
3



FSFDD ..

Page L4

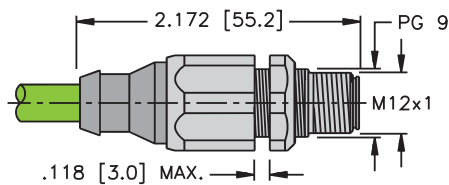
4



FKFDD ..

Page L4

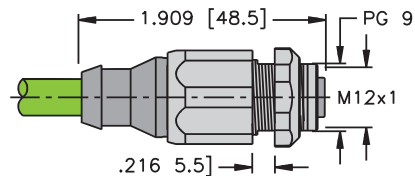
5



FSSDED ..

Page L5

6



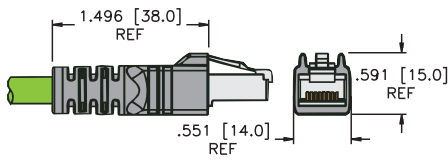
FKSDDED ..

Page L5

Specifications

Overmold:	TPU
Plug Material:	Polycarbonate
Protection:	NEMA 1, 3, 4, 6P and IEC IP 20
Rated Voltage:	42 V
Rated Current:	1.5 A
Ambient Temperature:	-25° to +70°C (-22° to +176°F)

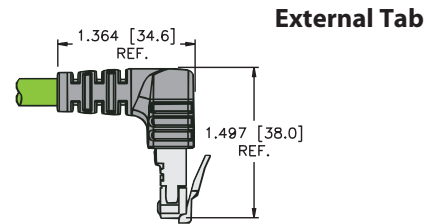
7



RJ45/RJ45S ..

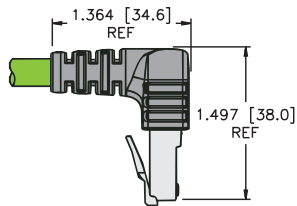
Page L4

8



WRJ45E/WRJ45ES ..

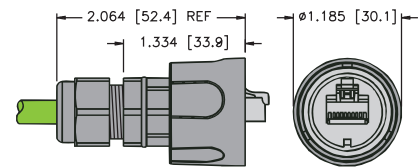
Page L4



WRJ45I/WRJ45IS ..

Internal tab version

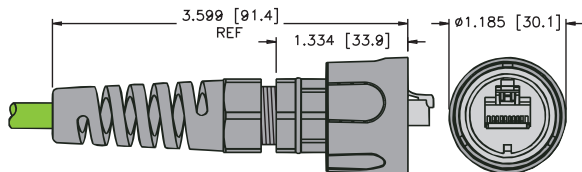
9



RJ45MIP67/RJ45SMIP67 ..

Page L4

10



RJ45IP67 ..

Page L4