

CAT5E PLENUM 350MHz MADE IN USA

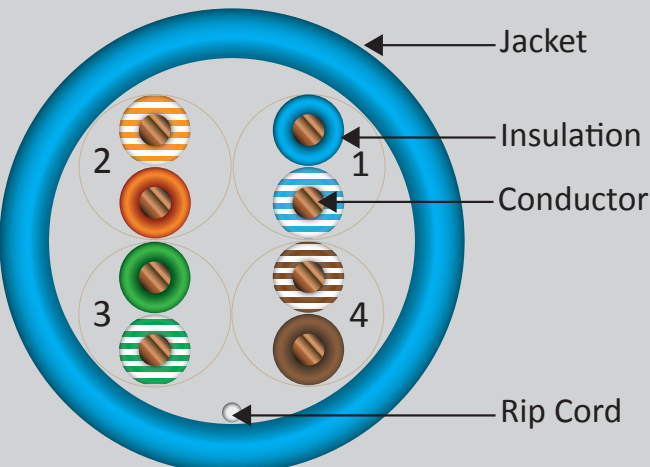


DESCRIPTION

Category-5E, CMP Rated, MADE IN USA, 24AWG, UTP, 8C Solid Bare Copper, 350MHz, 1000ft.

FEATURES

- High-Performance Category-5E Data Cable
- 350Mhz Bandwith for Data Applications
- Unshielded Twisted Pair (UTP) Cable
- 24AWG Solid Bare Copper Conductors
- Easily Identified Color-Striped Pairs
- CMP Rated (Plenum)
- ETL Listed, TIA/EIA568-C.2
- 1000ft Pull Box
- MADE IN USA



SKU: 156 Series

Conductor Number 24AWG Solid Bare Copper 8

Insulation Thickness (mm) 0.1905
Color of Pairs
 Pair 1 Blue, White-Blue
 Pair 2 Orange, White-Orange
 Pair 3 Green, White-Green
 Pair 4 Brown, White-Brown

Jacket Outer Diameter (mm) 4.69
Rip Cord Yes

Jacket Print:
 VERTICAL CABLE 4010346 CAT5E CMP 24 AWG 4PR UTP 75C TESTED TO 350 MHz ETL VERIFIED TO TIA-568C.2 MADE IN USAROHS COMPLIANT XXXXFT

Electrical & Environmental Properties

Compliance:
 c(ETL)us, TIA/EIA568-C.2
Operating Temperature -20°C to 75°C
Operating Voltage Rating (V RMS) 300
DC Resistance per Conductor @20°C (Ω/100m) 9.38
Mutual Capacitance (nF/100m Max) 5.6
Resistance Unbalance Max (%) 5
Capacitance Unbalance Max (pF/100m) 330
Nominal Impedance (±15%)(Ω) 100
Weight (lb/1000ft) 21
Max Recommended Pull Tension (lb) 25
Min Bend Radius (in) 0.75

Applications

ANSI X3T9.5 TP-PMD (FDDI), ATM PMD 155 Mbps IEEE 802.3 Fast Ethernet :10 Base-T, 100 Base-T4, 100 Base-X IEEE 802.5 :4/16 Mbps Token Ring, IEEE 802.12 :100 Base-VG

Jacket Colors Available: Blue, Green, Gray, Orange, Pink, Purple, Red, White, Yellow

VERTICAL CABLE

951.696.7772 California
 800.749.2447 Florida
 845.391.8318 New York



www.verticalcable.com
 Rev. 08/2015

Specs subject to change without notice.
 It is the sole responsibility of the user to have the most current specs.

CAT5E PLENUM 350MHz MADE IN USA

PERFORMANCE

Frequency (MHz)	Attenuation Min. dB/100m	Return Loss Min. dB/100m	NEXT Min. dB/100m
1	2.0	20.0	65.3
4	4.1	23.0	56.3
8	5.8	24.5	51.8
10	6.5	25.0	50.3
16	8.2	25.0	47.2
20	9.3	25.0	45.8
25	10.4	24.3	44.3
31.25	11.7	23.6	42.9
62.5	17.0	21.5	38.4
100	22.0	20.1	35.3
155	28.1	18.8	32.4
200	32.4	18.0	30.8
250	36.9	17.3	29.3
300	41.0	16.8	28.1
350	44.9	16.3	27.1

Frequency (MHz)	P.S NEXT Min. dB/100m	ACRF Min. dB/100m	P.S ELNEXT Min. dB/100m
1	62.3	63.8	60.8
4	53.3	51.7	48.8
8	48.8	45.7	42.7
10	47.3	43.8	40.8
16	44.3	39.7	36.7
20	42.8	37.8	34.8
25	41.3	35.8	32.8
31.25	39.9	33.9	30.9
62.5	35.4	27.9	24.9
100	32.3	23.8	20.8
155	29.4	20.0	17.0
200	27.8	17.8	14.8
250	26.3	15.8	12.8
300	25.1	14.3	11.3
350	24.1	12.9	9.9



VERTICAL CABLE

951.696.7772 California
800.749.2447 Florida
845.391.8318 New York

www.verticalcable.com
Rev. 08/2015

Specs subject to change without notice.
It is the sole responsibility of the user to have the most current specs.

CAT5E PLENUM 350MHz MADE IN USA



Cable ID: CAT 5E FL SHIPMNT T1

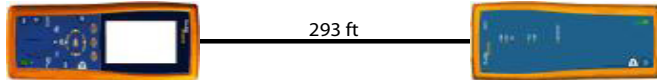
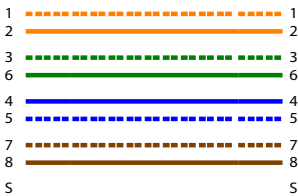
Test Summary: PASS

Date / Time: 12/12/2014 08:55:47am
Headroom: 8.2 dB (NEXT 36-45)
Test Limit: TIA Cat 5e Perm. Link
 Cable Type: Cat 5e UTP

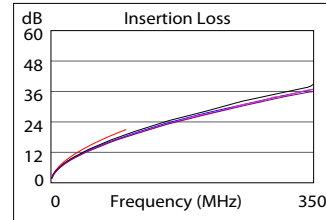
Operator: TCI
 Software Version: 2.7400
 Limits Version: 1.9300
 NVP: 72.0%

Model: DTX-1800
 Main S/N: 1279007
 Remote S/N: 1279008
 Main Adapter: DTX-PLA002
 Remote Adapter: DTX-PLA002

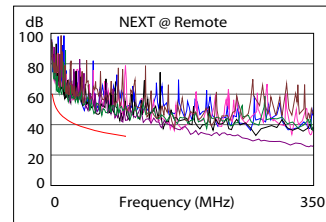
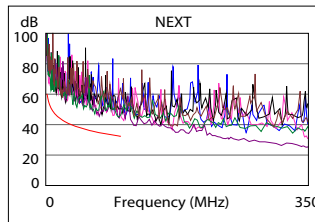
Wire Map (T568B)
PASS



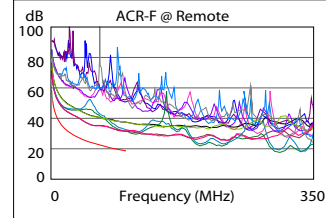
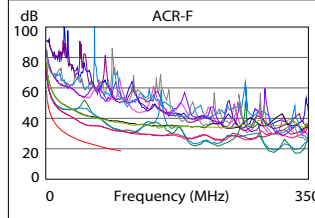
Length (ft), Limit 295	[Pair 36]	293
Prop. Delay (ns), Limit 498		424
Delay Skew (ns), Limit 44		10
Resistance (ohms)	[Pair 12]	15.8
Insertion Loss Margin (dB)	[Pair 45]	1.9
Frequency (MHz)	[Pair 45]	100.0
Limit (dB)	[Pair 45]	21.0



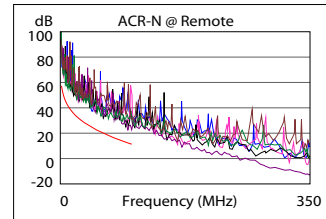
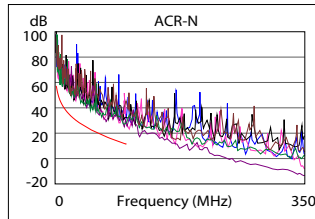
	Worst Case Margin		Worst Case Value	
	MAIN	SR	MAIN	SR
PASS				
Worst Pair	36-45	36-45	36-45	36-45
NEXT (dB)	10.2	8.2	11.3	8.2
Freq. (MHz)	71.8	95.3	97.3	95.3
Limit (dB)	34.7	32.7	32.5	32.7
Worst Pair	45	45	36	45
PS NEXT (dB)	11.1	10.5	12.0	10.5
Freq. (MHz)	68.8	95.3	96.8	95.3
Limit (dB)	32.0	29.7	29.5	29.7



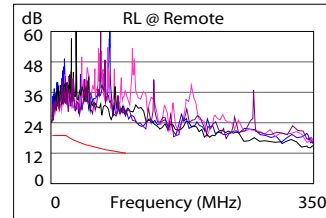
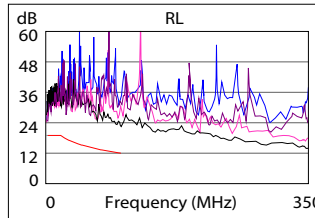
	Worst Case Margin		Worst Case Value	
	MAIN	SR	MAIN	SR
PASS				
Worst Pair	36-78	36-78	78-36	36-45
ACR-F (dB)	11.6	11.6	12.6	12.7
Freq. (MHz)	52.8	53.5	100.0	99.8
Limit (dB)	24.2	24.0	18.6	18.6
Worst Pair	36	36	36	36
PS ACR-F (dB)	12.4	12.2	13.0	12.9
Freq. (MHz)	6.9	11.9	99.5	97.0
Limit (dB)	38.9	34.1	15.7	15.9



	Worst Case Margin		Worst Case Value	
	MAIN	SR	MAIN	SR
N/A				
Worst Pair	36-45	36-45	36-45	36-45
ACR-N (dB)	11.8	10.1	13.2	10.1
Freq. (MHz)	71.8	95.0	97.3	95.3
Limit (dB)	17.2	12.3	11.8	12.2
Worst Pair	45	45	36	45
PS ACR-N (dB)	12.6	12.4	14.7	12.4
Freq. (MHz)	68.8	95.3	96.8	95.3
Limit (dB)	14.9	9.2	8.9	9.2



	Worst Case Margin		Worst Case Value	
	MAIN	SR	MAIN	SR
PASS				
Worst Pair	78	78	45	45
RL (dB)	7.6	7.6	10.5	12.0
Freq. (MHz)	3.9	3.9	100.0	80.5
Limit (dB)	19.0	19.0	12.0	13.0



Compliant Network Standards:
 10BASE-T 100BASE-TX 100BASE-T4
 1000BASE-T ATM-25 ATM-51
 ATM-155 100VG-AnyLan TR-4
 TR-16 Active TR-16 Passive



LinkWare Version 6.0



VERTICAL CABLE

951.696.7772 California
 800.749.2447 Florida
 845.391.8318 New York

www.verticalcable.com
 Rev. 08/2015

Specs subject to change without notice.
 It is the sole responsibility of the user to have the most current specs.