

"Stay Connected with Heyco" Strain Relief Bushings



Heyco® Original Strain Relief Bushings

Straight-Thru for Round Cables

.875" (22,2 mm) to 1.187" (30,1 mm) Mounting Holes

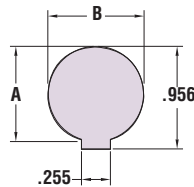
Fit 1/2" or 3/4" Electrical Knock-out Hole Sizes

- **Protects the lifeline of your electric/ electronic products** by absorbing the forces of pull, push, and twist that may be exerted on the flexible power cord.
- Securely anchors, insulates, and protects cables at panel entry points.
- Sizes SR 7-Series to SR 9-Series for mounting hole diameters from .875" (22,2 mm) to 1.187" (28,6 mm).
- Sizes for thin .062" (1,6 mm) panel available:
SR 8N-2
See chart for details.
- See page 4-38 for corresponding **Mounting Hole Plugs** which can be used to fill blank/unused Mounting Holes and thus allow for a single panel design for multiple applications.
- Consult Heyco for other wire types and sizes.
- See pages 4-27 & 4-28 for SR assembly tools.

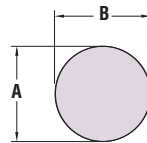
WILL FIT THESE CABLES				PANEL DIMENSIONS						PART NO.	DESCRIPTION	PART DIM.		Mounting Hole Plug PART NO.										
UL Type	AWG/ Conductors	Approximate Size		A Mounting Hole Dia.		B To Prevent Rotation		Finished Fit Panel Thickness*				Black	C BODY LENGTH											
		in.	mm.	in.	mm.	in.	mm.	in.	mm.	in.	mm.													
SJ, SJT & SJO	16/2	.325	8,3	.875	22,2	.770	19,6	.125	3,2	1240	SR 7K-2	.750	19,1	2509										
	18/3	.330	8,4																					
	14/2	.350	8,9																					
	16/3	.355	9,0																					
	18/4	.360	9,1																					
Same as SR 7K-2 above except				See Schematic				.125	3,2	1271	SR 7KR-2	.750	19,1	2509										
SJT	14/3	.370	9,4	.875	22,2	.770	19,6	.125	3,2	1247	SR 7W-2	.750	19,1	2509										
	12/3	.425	10,8																					
S, SO, & ST	18/2	.390	9,9																					
	18/3	.405	10,3																					
	16/2	.405	10,3																					
SJT	12/3	.425-.475	10,8-12,1	.875	22,2	.840	21,3	.125	3,2	1497	SR 31-2	.812	20,6	2509										
	S & ST	14/2	.530												13,5									
14/3		.560	14,2																					
12/2		.600	15,3																					
Same as SR 7W-2 above except																			.200	5,1	1250	SR 7L-2	.750	19,1
S	12/2	.600	15,2	1.093	27,7	1.000	25,4	.281	7,1	1287	SR 9P-2	1.000	25,4	2717										
	12/3	.635	16,1																					
	10/2	.640	16,3																					
S, SO & ST	10/3	.690	17,5												1.187	30,2								
	SRDT	12/4																						
Same as SR 8N-2 above except								.125	3,2	1260	SR 8P-2	.812	20,6	2509										
								.187	4,8	1274	SR 8L-1	.812	20,6	consult Heyco										

Standard color black. Consult Heyco for white and other colors.

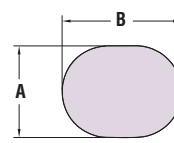
*Maximum Panel Thickness. Part has additional clearance. Consult Heyco for your Custom Finished Fit Panel Thickness.



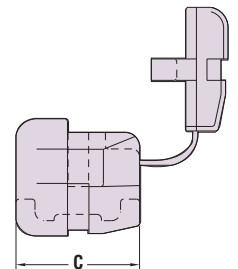
FOR SR-7KR-2 ONLY



STANDARD MOUNTING HOLES



ELONGATED MOUNTING HOLE



Quick Specs

Material	Nylon 6/6
Certifications	Recognized under the Component Program of Underwriters' Laboratories File E15331 Certified by the Canadian Standards Association File 8919
Flammability Rating	94V-2
Temperature Range	-.04°F (-18°C) to 221°F (105°C)