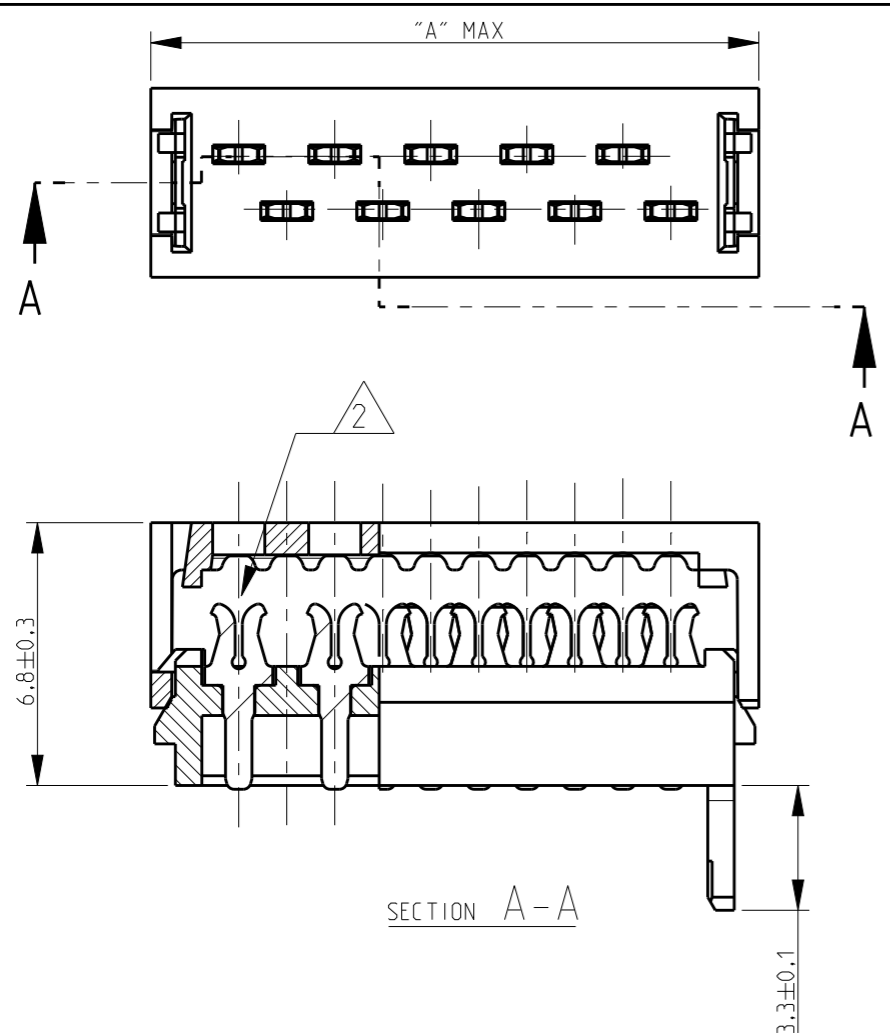
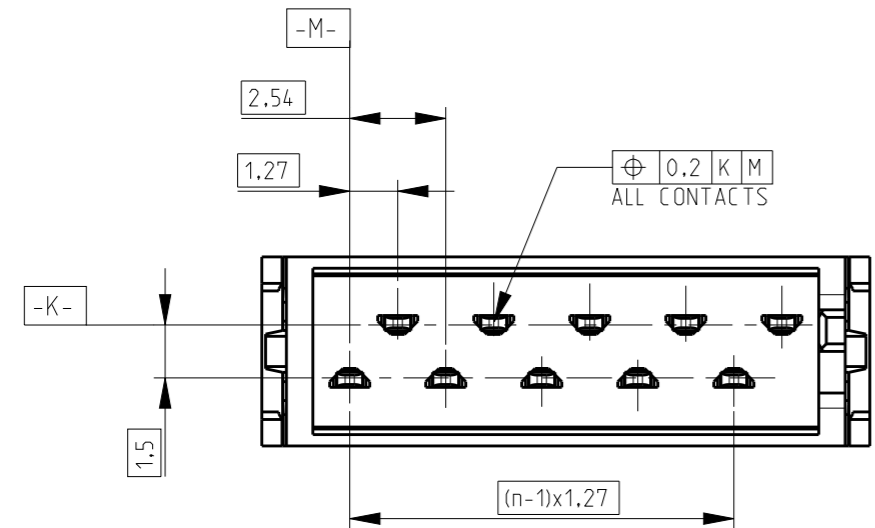
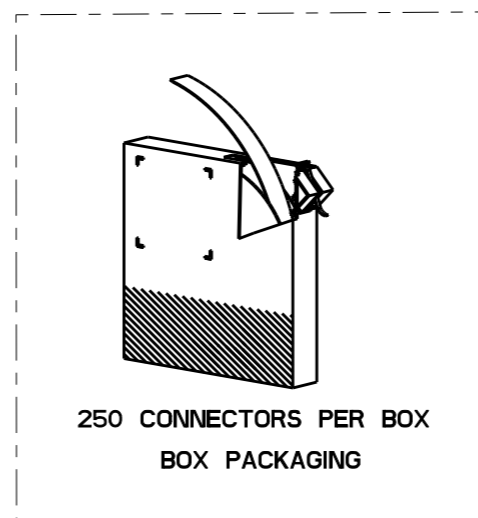
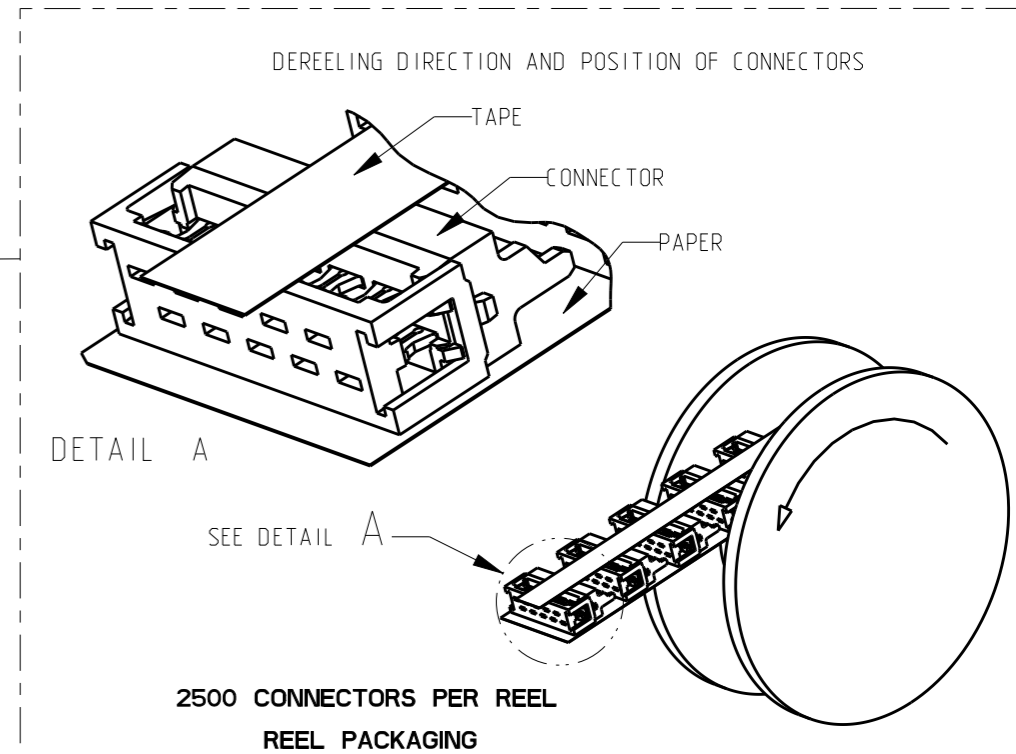


THIS DRAWING IS UNPUBLISHED. RELEASED FOR PUBLICATION
 © COPYRIGHT - BY - ALL RIGHTS RESERVED.

LOC	DIST	REVISIONS			
P	LTR	DESCRIPTION	DATE	DWN	APVD
H	-	VI ADHESIVE TAPE WIDTH CHANGED BACK TO 6 mm	02FEB2016	SS	PS



PART NUMBER BOX PACKAGING	PART NUMBER REEL PACKAGING	NO OF POS "n"	DIMENSION "A" MAX
7-215083-4	215083-4	4	8.6
7-215083-6	215083-6	6	11.1
7-215083-8	215083-8	8	13.6
8-215083-0	1-215083-0	10	16.2
8-215083-2	1-215083-2	12	18.7
8-215083-4	1-215083-4	14	21.3
8-215083-6	1-215083-6	16	23.8
8-215083-8	1-215083-8	18	26.3
9-215083-0	2-215083-0	20	28.9
9-215083-4	2-215083-4	24	34.0



FINISH	MATERIAL	DESCRIPTION	ITEM
--	GLASS FILLED POLYESTER (RED)	HOUSING	3
TIN OVER NICKEL PLATING	PHOSPHOR BRONZE	MALE CONTACT	2
--	GLASS FILLED POLYESTER (RED)	COVER	1

- NOTES:
- SHOWN IS A 10 POSITION CONNECTOR
 - FOR FLAT RIBBON CABLE REQUIREMENTS. SEE APPLICATION SPEC 114-19016.
 - CONNECTOR-HEIGHT AFTER CABLE TERMINATION 5.1 mm AVERAGE. DEPENDING ON PROCESSING. SEE APPLICATION SPEC 114-19016.

THIS DRAWING IS A CONTROLLED DOCUMENT.		DWN P.V.Tongerren		TE Connectivity	
DIMENSIONS: mm		CHK H SPELDE 24-08-01			
TOLERANCES UNLESS OTHERWISE SPECIFIED:		APVD H SPELDE 24-08-01		NAME	
0 PLC ±		PRODUCT SPEC 108-19052		Micro-MaTch	
1 PLC ±		APPLICATION SPEC 114-19016		MALE-ON-WIRE CONNECTOR	
2 PLC ±		WEIGHT -		SIZE A3	
3 PLC ±		Customer Drawing		CAGE CODE 00779	
4 PLC ±		SCALE 5:1		DRAWING NO C-215083	
ANGLES ±		SHEET 1 OF 1		RESTRICTED TO -	
FINISH SEE TABLE		REV V1			