

“Stay Connected” with



Liquid Tight Cordgrips

a PennEngineering® Company

**NO O-RING
REQUIRED!**

Heyco® -Tite Liquid Tight Cordgrips

Split Gland for Pre-assembled Cables with Integral Sealing Ring

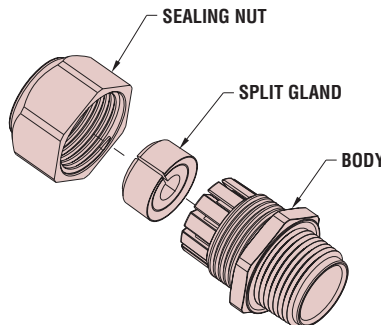

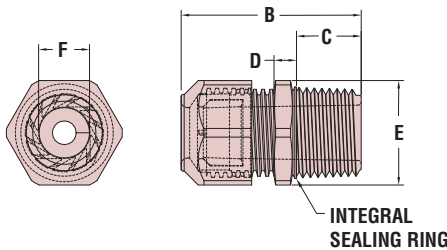
The Ultimate in Liquid Tight Strain Relief Protection



CABLE DIAMETER RANGE				PART NUMBER		DESCRIPTION	UL OR RU	PART DIMENSIONS											
Minimum	Maximum	Black	Gray	A	B			C	D		E	F	A	B	C	D	E	F	
in.	mm.	in.	mm.	Clearance Hole Dia.	Max. O.A. Length	Thread Length	Wrenching Nut Thickness	Flat Size	Sealing Nut Inside Dia.	in.	mm.	in.	mm.	in.	mm.	in.	mm.		
NPT Hubs																			
.210	5,3	.334	8,5	M3200GBH	M3201GBH	LTCG LL 1/2 NPT 8.5 MM Split	cRU _{us}	.875	22,2	1,68	42,7	.44	11,2	.25	6,4	1,06	27,0	.56	14,2
.210	5,3	.334	8,5	M3234GBH	M3235GBH	LTCG 3/4 NPT 8.5 MM Split	cRU _{us}	1.040	26,4	2,00	50,8	.62	15,7	.25	6,4	1,30	33,0	.72	18,3
.138	3,5	.610	15,5	M3234GBJ	M3235GBJ	LTCG 3/4 NPT Split Oval*	cRU _{us}	1.040	26,4	2,00	50,8	.62	15,7	.25	6,4	1,30	33,0	.72	18,3
.250	6,4	.334	8,5	M8437GBH	M8438GBH	LTCG 1 NPT 8.5 MM Split	cRU _{us}	1.326	33,7	2,41	61,2	.76	19,3	.30	7,6	1,73	43,9	1,01	25,7
				M4524GBH	M4525GBH	LTCG 1-1/4 NPT 8.5 MM Split	cRU _{us}	1.680	42,7	2,69	68,3	.78	19,8	.30	7,6	2,05	52,1	1,27	32,3
PG Hubs																			
.210	5,3	.334	8,5	M3219GBH	M3220GBH	LTCG 16 8.5MM Split	cRU _{us}	.886	22,5	1,68	42,7	.44	11,2	.25	6,4	1,06	27,0	.56	14,2
				M3222GBH	M3223GBH	LTCG 21 8.5MM Split	cRU _{us}	1.115	28,3	1,89	48,0	.52	13,2	.25	6,4	1,30	33,0	.72	18,3
.250	6,4	.334	8,5	M3225GBH	M3226GBH	LTCG 29 8.5MM Split	cRU _{us}	1.470	37,3	2,23	56,6	.57	14,5	.30	7,6	1,73	43,9	1,01	25,7
				M3204GBH	M3203GBH	LTCG 36 8.5MM Split	cRU _{us}	1.875	47,6	2,39	60,7	.47	11,9	.31	7,9	2,05	52,7	1,27	32,3
Metric Hubs																			
.210	5,3	.334	8,5	M3198GBH	M3199GBH	LTCG LL M20 8.5MM Split	cRU _{us}	.787	20,0	1,65	41,9	.41	10,4	.25	6,4	1,06	26,9	.56	14,2
				M4344GBH	M4345GBH	LTCG M25 8.5MM Split	cRU _{us}	.985	25,0	1,89	48,0	.52	13,2	.25	6,4	1,30	33,0	.72	18,3
.250	6,4	.334	8,5	M4348GBH	M4349GBH	LTCG M32 8.5MM Split	cRU _{us}	1.260	32,0	2,23	56,6	.58	14,7	.30	7,6	1,73	43,9	1,01	25,7
				M4352GBH	M4353GBH	LTCG M40 8.5MM Split	cRU _{us}	1.575	40,0	2,39	60,7	.47	11,9	.31	7,9	2,05	52,7	1,27	32,3

Standard color black.

*Oval shaped gland opening; not UL Recognized.



- Split Glands are designed for application to the cable **after the cable has passed through the LTCG**; e.g., RJ45 cable with Cat5e termination.
- Simply pass the cable termination through the LTCG body, apply Split Gland to the cable, and insert the gland/cable assembly into the LTCG fingers. Then tighten the Sealing Nut to achieve a **liquid tight seal**.
- For other cable/termination configuration sizes, and Pg and Metric hub threads, please consult Heyco.
- Integral Sealing Ring ensures a superior seal at the clearance or threaded mounting hole location, every time.

Material	Nylon 6/6 w/TPE Sealing Gland
Certifications	cRU _{us} Recognized under the Component Program of Underwriters' Laboratories File E51579 to both Canadian and U.S. Requirements
Flammability Rating	94V-2—Consult factory for V0 material
Temperature Range	Static -40°F (-40°C) to 239°F (115°C) Dynamic -4°F (-20°C) to 212°F (100°C)
IP Rating	IP 68 (70 PSI, 5 BAR)

*Quick
Specs*