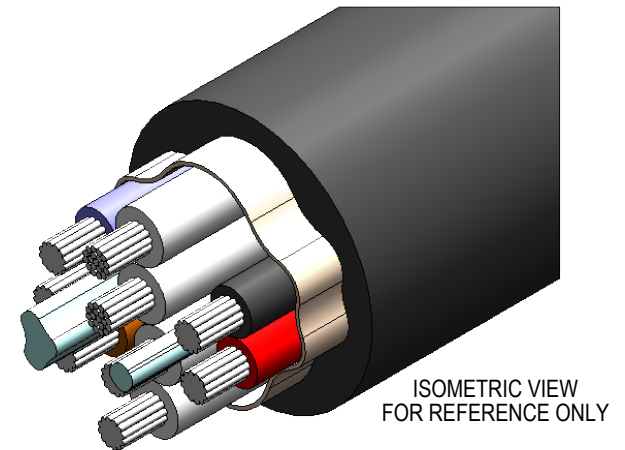
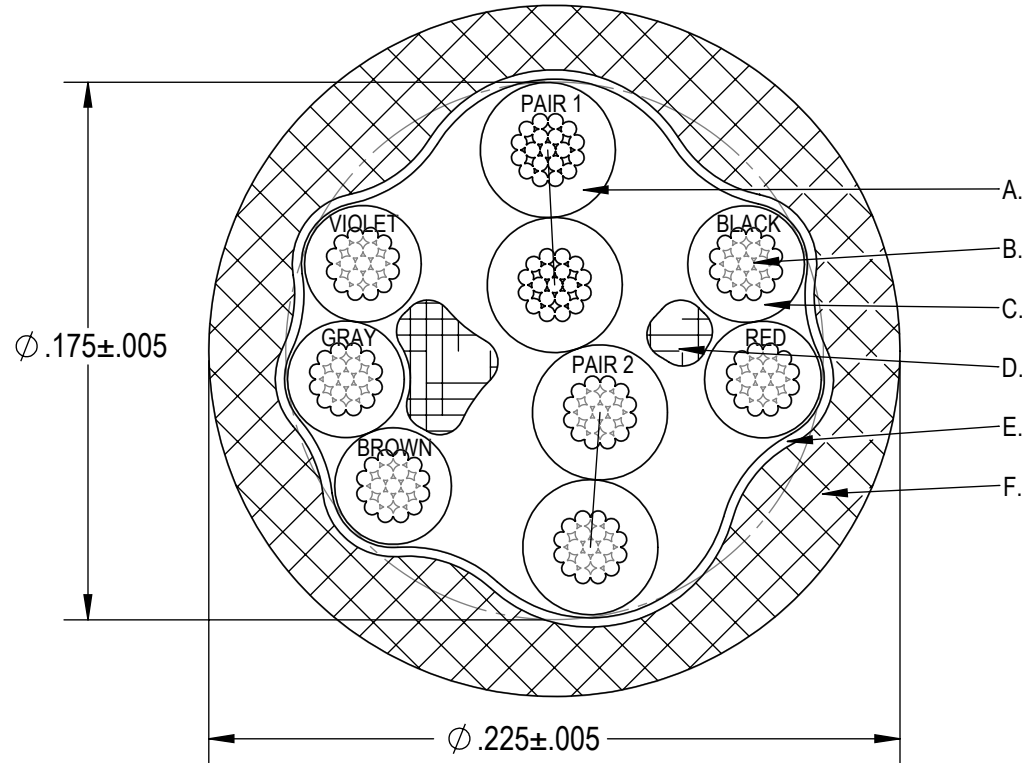


DESCRIPTION: 24/9 CABLE 80C 30V		UNITS: IN	SCALE: 16:1	ITEM	SPECIFICATIONS
CUSTOMER: IEWC	NWI P/N: FCAB249-013	DWG NO: 68514A-1		A.	SUB ASSEMBLY TWISTED PAIR
CUSTOMER P/N: 32044997	DRAWN BY: DP LANGER	DATE: 7/11/2017	REV: A	B.	24 GAUGE 19x.005TC UNILAY

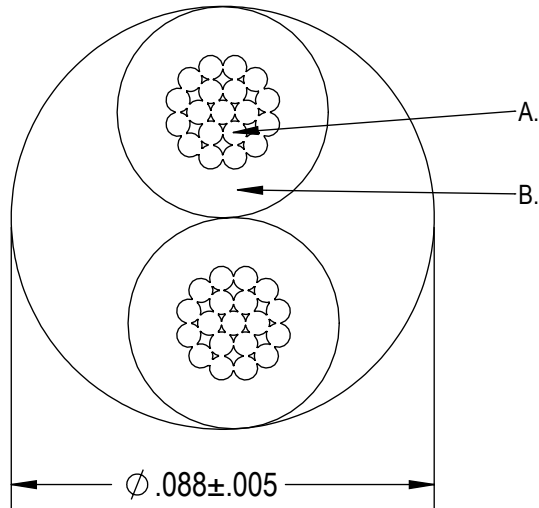
CORE DIMENSIONS FOR INTERNAL USE ONLY



LEGEND SPECIFICATIONS WHITE INK PRINT
204054 2P24-5C24

DESCRIPTION:		UNITS: IN	SCALE: 60:1	ITEM	SUB-ASSEMBLY SPECIFICATIONS
CUSTOMER: IEWC	NWI P/N: FCAB249-013	DWG NO: 68514A-1		A.	24 GAUGE 19x.005TC UNILAY
CUSTOMER P/N: 32044997	DRAWN BY: DP LANGER	DATE: 7/11/2017	REV: A	B.	9 MIL XLPE INSULATION 125C 30V 7 MIL MIN. XLPE INSULATION O.D. .044 ±.002

CONDUCTOR COLORS:
PAIR 1: ORANGE, YELLOW
PAIR 2: GREEN, BLUE





This document contains proprietary and confidential information of Northwire, Inc. (and its subsidiary) and shall not be used, disclosed or reproduced, in whole or in part, for any purpose without the prior written consent of Northwire, Inc. (and its subsidiary).

Disclaimer: The technical data that is made part of this document may be subject to the International Traffic in Arms Regulation (ITAR) and the Export Administration Regulations (EAR). Disclosure of technical data to Foreign Persons in the course of employment with U.S. contractors is considered an export and is subject to the ITAR and EAR export licensing requirements/regulations.

DESCRIPTION:		UNITS: IN	SCALE: 60:1	ELECTRICAL REQUIREMENTS
CUSTOMER: IEWC	NWI P/N: FCAB249-013	DWG NO: 68514A-1		IMPEDANCE ON PAIRS: 120 ± 10% Ohms
CUSTOMER P/N: 32044997	DRAWN BY: DP LANGER	DATE: 7/11/2017	REV: A	

END CUSTOMER PART NO: 204054



MECHANICAL REQUIREMENTS
NONE SPECIFIED

INITIAL RELEASE	A	7/11/17	DPL
REVISION RECORD	REV.	REV DATE	APR
REVISIONS			