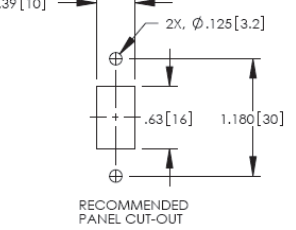
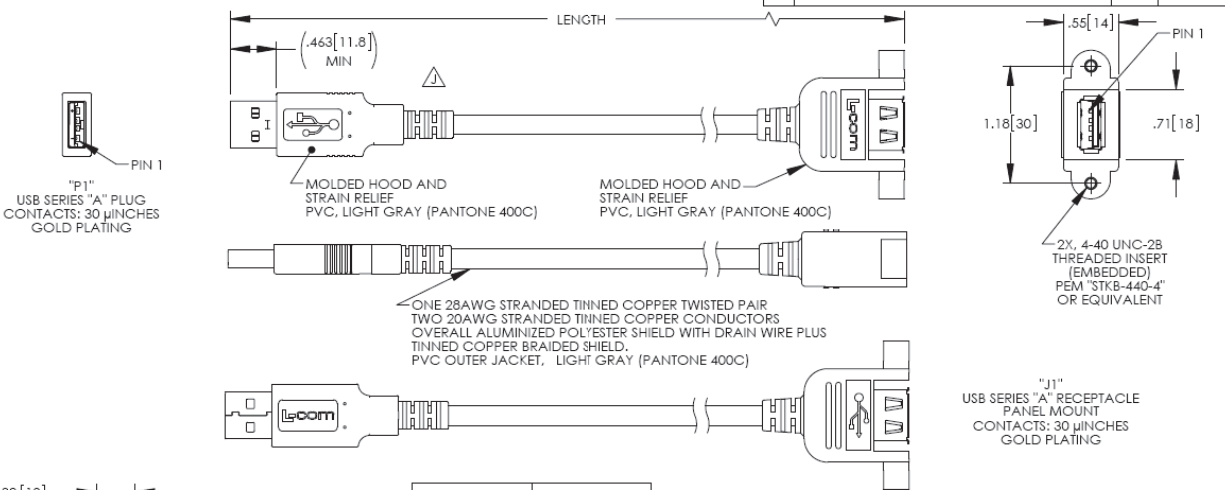
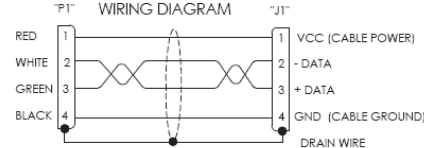


THE INFORMATION CONTAINED IN THIS DRAWING IS THE SOLE PROPERTY OF L-COM, INC. ANY REPRODUCTION IN PART OR WHOLE WITHOUT THE WRITTEN PERMISSION OF L-COM, INC. IS PROHIBITED.

REVISIONS			
REV	DESCRIPTION	DATE	APPROVED
J	ECN 7195: REVISE 3D MODEL TO VENDOR, RCHS, FORMAT	12/11/13	D.FRISIELLO



MODEL NUMBER	LENGTH METERS [FEET]
UPMAA-03M	0.3 [0.98]
UPMAA-05M	0.5 [1.64]
UPMAA-075M	0.75 [2.46]
UPMAA-1M	1.0 [3.28]
UPMAA-2M	2.0 [6.56]
UPMAA-3M	3.0 [9.84]
UPMAA-4M	4.0 [13.12]
UPMAA-5M	5.0 [16.41]



NOTES:
1. MANUF: L-COM
VPN: UPMAA-2M

- NOTES:**
- CABLE ASSEMBLY SHALL HAVE 360° SHIELD TERMINATION.
 - CABLE ASSEMBLY SHALL MEET USB 2.0 REQUIREMENTS.
 - CABLE ASSEMBLY SHALL BE TESTED FOR CONTINUITY.
 - MOUNTING HARDWARE INCLUDED: 2X #4-40 X .38 LG. PHILLIPS HD SCREW
 - CABLE ASSEMBLY SHALL BE INDIVIDUALLY PACKAGED IN ACCORDANCE WITH L-COM SPECIFICATION PS-0031.
- REGULATORY COMPLIANCE:**
CE2011/65/EU(ROHS DIRECTIVE)

UNLESS OTHERWISE SPECIFIED: DIMENSIONS ARE IN INCHES (mm)	APPROVALS	DATE		45 BEECHWOOD DRIVE NORTH ANDOVER, MA 01845
OVERALL CABLE LENGTH TOLERANCE: ≤12 (305) = +1 (25) / 0 >12 (305) ≤20 (508) = +2 (51) / 0 >20 (508) ≤30 (762) = +3 (152) / 0 >30 (762) = +5% / -0%	DESIGNED BY D.FRISIELLO	4/18/08		CATEGORY
ALL OTHER DIMENSIONAL TOLERANCES: X = ± 2 (508) XX = ± 1 (25.4) XXX = ± 0.05 (1.27)	CHECKED BY D.FORTIN	4/18/08	PRODUCT DESCRIPTION	CA USB-A PNL/USB-AM
PROJECTION	CONFIGURATION DETAILS OF UNDIMENSIONED FEATURES MAY VARY	DATE 4/18/08	SIZE	A
	COLOR VARIATIONS MAY OCCUR	SCALE: NONE	REVISION	43321
			DWG. NO.	UPMAA
			CAD FILE:	UPMAA.SLDDRW
			SHEET	1 OF 1

A	65963	SS	ARM	MM	13FE17	RELEASE TO PRODUCTION	
REV	ECN	DWN	CHK	APP	DATE	REVISION	
UNLESS OTHERWISE SPECIFIED: DIMENSIONS ARE IN INCHES. TOLERANCES ARE: XX = ± .06 X = ± .03 XXX = ± .010 ANGULAR = ± .010				THIS DOCUMENT AND THE INFORMATION DISCLOSED ARE CONFIDENTIAL AND PROPRIETARY TO MCI. DISCLOSURE OF SUCH INFORMATION IS EXPRESSLY FORBIDDEN WITHOUT OUR PRIOR WRITTEN CONSENT.			
TORQUE VALUES PER MCI STD 25-19-0001 DRAWING PER MCI STD 25-28-0001 WELDING PER MCI STD 25-28-0001 ELECTRICAL PER MCI STD 25-07-0031				DO NOT SCALE	SCALE: NTS		
DWN:	SS	DATE:	13FE17	CHK:	ARM	DATE:	13FE17
DESCRIPTION: CABLE - USB A/B EXT, PANEL MOUNT, 2M							
THIRD ANGLE PROJECTION		SERVICE CODE: Y	DWG NO: 07-12-7299	SHEET 1 OF 1			
		DATABASE TYPE: UNIGRAPHICS					