

- Shrink Temperature  
275°F (135°C)
- Highly Flexible
- Halogen Free
- Excellent Chemical Resistance
- Superior Abrasion Resistance Over A Wide Temp. Range
- Cuts Easily With Scissors



**Cut Cleanly**  
 Scissor

**Material**  
 Polyolefin/Polyester

**Grade**  
 H2F

**Put-Ups**

Nominal Size	Part #	Unshrunk Diameter /mm	Shrunk Diameter /mm	Put-Ups		Available Colors	Lbs/100'
				Bulk Spool	Shop Spool		
1/2"	H2F0.48BK	12	6	100'	25'	Black (BK)	1.15
3/4"	H2F0.79BK	20	10	100'	25'	Black (BK)	1.61
1 3/16"	H2F1.18BK	30	15	100'	25'	Black (BK)	2.13
1 1/2"	H2F1.58BK	40	20	100'	25'	Black (BK)	2.66
2"	H2F1.97BK	50	25	100'	25'	Black (BK)	3.44
2 3/8"	H2F2.36BK	60	30	100'	25'	Black (BK)	4.11
2 3/4"	H2F2.75BK	70	35	100'	25'	Black (BK)	4.69

**Fabric 2:1 Heatshrink Tubing Shrinks To 1/2 its Original Diameter!**

2:1 Fabric Heatshrink tubing, a unique mixture of Polyolefin and Polyester yarns which shrinks to 1/2 its original diameter, is the ideal way to form the only shrinkable fabric of its kind.

The woven construction makes this product extremely flexible and resistant to trapping water, heat and humidity. Provides outstanding abrasion, chafing and cutting protection, even at high temperatures.

Shrinkflex Fabric tubing, designed primarily to provide mechanical abrasion protection for components such as rubber hoses, plastic pipes, and harness wiring bundles. Also suitable for other applications, such as noise and rattle suppression.

**Colors Available:**  
 BK (Black)



**Applications: mechanical abrasion protection, severe environment protection, noise and rattle protection, and flexing application.**

## FLAMMABILITY

Flammability Rating \_\_\_\_\_ Non-Flame-Retardant


## CHEMICAL RESISTANCE

Lubricating Oil, Antifreeze (50% Ethylene Glycol), Brake Fluid, Engine Oil, Unleaded Gasoline, Diesel Fluid, Hydraulic Fluid, Mineral Hydraulic Fluid, Battery Acid, Water.


Shrinks  
275°F (135°C)


Maximum Continuous  
*Mil-DTL-23053*  
257°F (125°C)


Minimum Continuous  
*Mil-DTL-23053*  
-40°F (-40°C)



www.techflex.com

 Measure the Shrinkflex® tubing to length and cut with a scissor. The thickness of your bundle, as well as the desired final appearance, will determine the length of the tubing you cut. Generally, a piece 1 1/2" - 2" long will accommodate almost any need. Single wires, or smaller bundles, require shorter pieces.

 Slip the Shrinkflex® tubing over the bundle and position it so that both the sleeved and unsleeved portions are sufficiently covered. Notice the small pieces of tubing installed on single wires as part of a color coding system. If your project requires multiple operations, always work up from the smallest to the largest bundle.

 Gently apply heat to Shrinkflex® tubing from a heat gun, hair dryer or torch with an appropriate attachment. Keep the heat source far enough away so that hot metal or direct flame does not come in contact with the tubing, wires or sleeving. Move the heat around the bundle to prevent damaging the sleeving and to ensure that all areas of the tubing have been shrunk. Once cooled, your installation is complete.

## PHYSICAL PROPERTIES

Recommended Cutting \_\_\_\_\_ Scissors  
Stock Colors \_\_\_\_\_ 1  
Wall Type \_\_\_\_\_ Single  
Pliancy \_\_\_\_\_ Very Flexible  
Abrasion Resistance \_\_\_\_\_ High