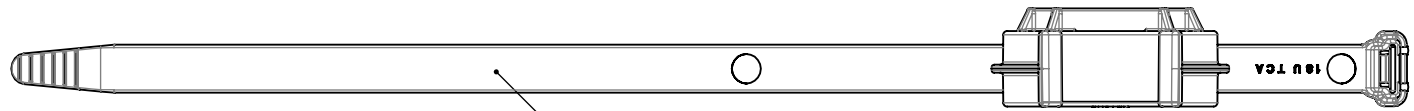
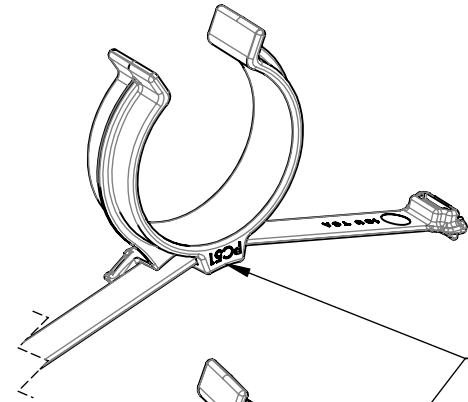




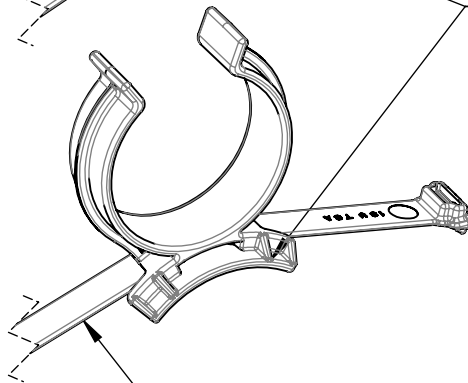
Revision level		Revision Record	Changed	Date	Approved	Date
Drawing	Part					
03	-	SEE ECN# 012028	WPT	02/04/2011	WPT	02/01/2012



WSR
SEE CHART FOR
TIE DRAWING

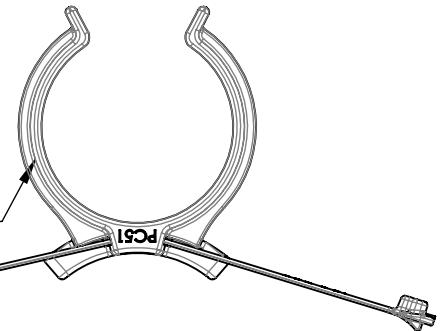


CLIP CAN BE ASSEMBLED
ON TIE IN EITHER DIRECTION



SERRATIONS ARE
ORIENTED AWAY FROM CLIP

PC51
SEE CHART FOR
MOUNT DRAWING



Material
SEE TABLE

TYPE	BUNDLE RANGE	CABLE TIE		CLIP	
		DRAWING	MATERIAL	DRAWING	MATERIAL
WSRPC51	0.5 to 4.125	CT2127004CST	PA66HIRHS	CP10-0833-004CST	PA66HS BLACK

Units inches
Dimension without tolerances details to:
.xxxx = ±.0005
.xxx = ±.005
.xx = ±.01
.x = ±.03
None = ±.06
∠ = ±0.5°

The copyright of this drawing is reserved by HellermannTyton. It is issued on condition that it is not reproduced, copied, or disclosed to a third party, either wholly or in part, without the consent of HellermannTyton.

Drawn	WPT	10/26/2010
Approved	WPT	02/04/2011
Hellermann Tyton		
North America Email: corp@htamericas.com Web: www.hellermann.tyton.com		

Article/Type-No	WSRPC51
Title	2" Clip with WSR Tie Assembly
Drawing-No	CL10-0833-003CST
Production : Phase	

Scale	1:2
Project Number	PRP10-0833
Format	AH
Sheet	1/1