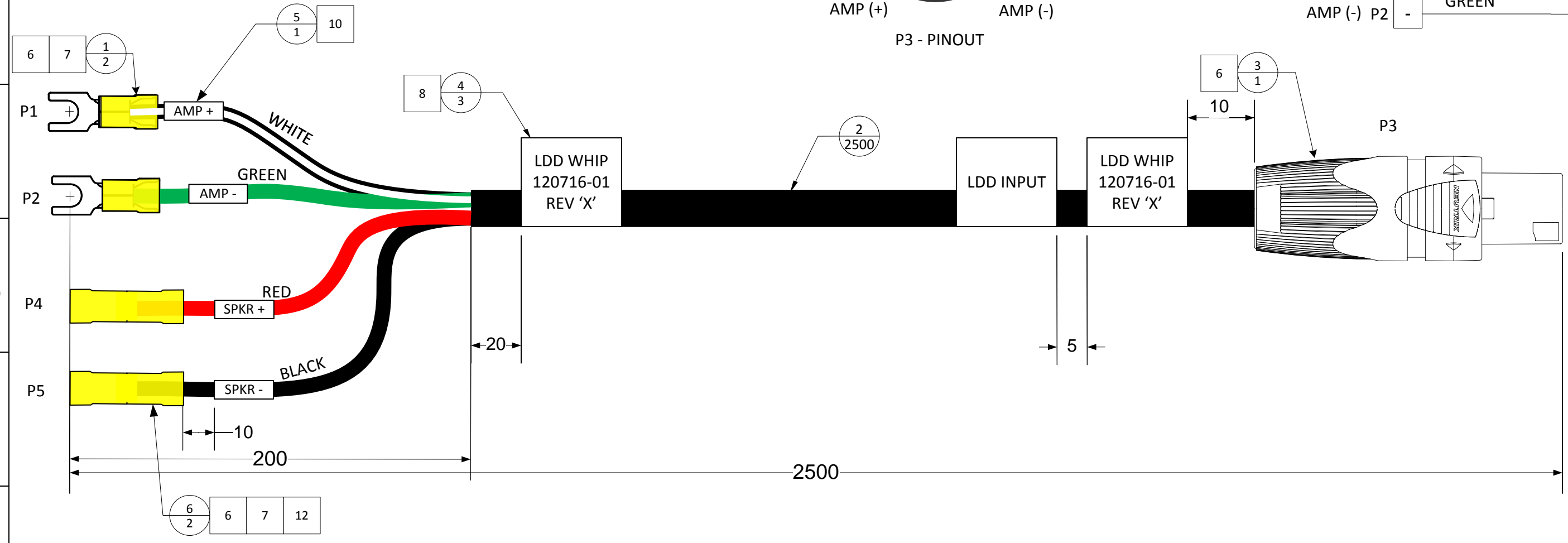
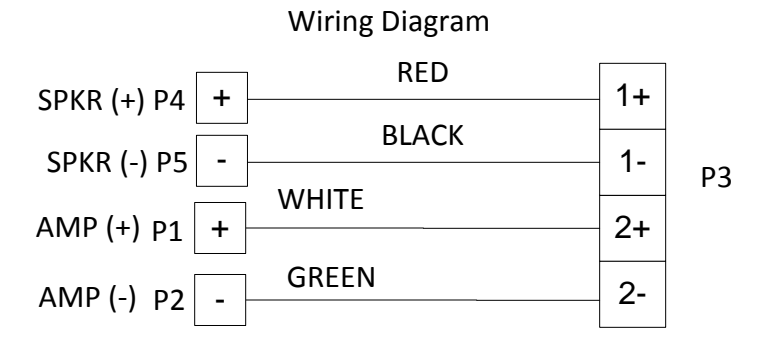
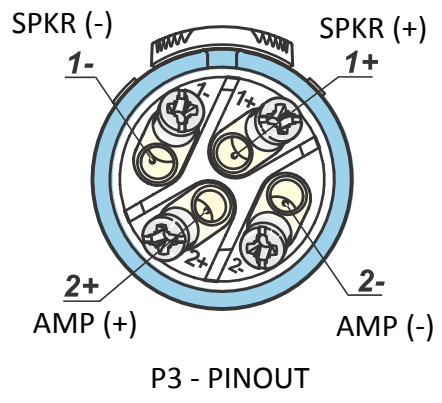


- NOTES**
- HARNESS FABRICATION, ASSEMBLY, AND CRIMPING IN ACCORDANCE WITH IPC/WHMA-A-620A CLASS 2.
  - ALL DIMENSIONS ARE IN mm UNLESS OTHERWISE NOTED.
  - PERFORM CONTINUITY TEST ON COMPLETED CABLE ASSEMBLY.
  - PART NUMBER SUBSTITUTIONS ARE ALLOWED SUBJECT TO IMAX APPROVAL.
  - ALL MATERIALS SPECIFIED IN THE DRAWING TO BE COMPLIANT WITH ROHS, REACH AND CONFLICT MINERALS RULE.
  - FOLLOW MANUFACTURERS RECOMMENDATION FOR WIRE PREPERATION, STRIP LENGTH, AND TOOLING
  - PERFORM A PULL TEST TO ENSURE CRIMP AND WIRE ARE SECURE
  - ADD WRAP AROUND LABEL SHOWING TEXT AS INDICATED. REPLACE REV 'X' WITH THE REVISION FOUND IN THE TITLE BLOCK OF THIS DRAWING.
  - LENGTH OF ASSEMBLY IS MEASURED TO OUTSIDE ENDS OF CONNECTOR HOUSINGS UNLESS OTHERWISE NOTED
  - USE A SINGLE HEATSHRINK LABEL PRINTED WITH 'AMP + AMP- SPKR+ SPKR -', CUT TO 12.5MM APPLY TO WIRES AS ILLUSTRATED. OVER-SIZE PRINT SO TEXT IS LEGIBLE AFTER RECOVERY. ALTERNATE WRAP AROUND LABELS CAN ALSO BE USED PROVIDED THAT THE TEXT REMAINS LEGIBLE AS ILLUSTRATED BELOW.
  - PART NUMBER SUBSTITUTIONS ARE ALLOWED SUBJECT TO IMAX APPROVAL.
  - BE SURE THAT THE OTHER SIDE OF THE BUTT CONNECTOR REMAINS OPEN AND READY TO BE FIELD TERMINATED

| DIMENSION TOLERANCE |             |
|---------------------|-------------|
| ≤ 0.3m              | +25mm/-0mm  |
| > 0.3m – 1.5m       | +50mm/-0mm  |
| > 1.5m – 3m         | +100mm/-0mm |
| > 3m – 7.5m         | +150mm/-0mm |
| > 7.5m              | +5%/-0%     |

| REVISIONS |  |              |            |             |
|-----------|--|--------------|------------|-------------|
| REV       | DESCRIPTION  | DATE         | ECO        | REVISED     |
| A         | INITIAL RELEASE  | OCT 11, 2017 | ECR13-1911 | M. SYNOWIEC |
| B         | UPDATED WITH 12AWG/4 CONDUCTOR CABLE AND UPDAED PINOUT ACCORDINGLY | NOV 8, 2017  | ECR13-1911 | M. SYNOWIEC |
| C         | ADDED BUTT TERMINALS P4 & P5                                       | NOV 8, 2017  | ECR13-1911 | M. SYNOWIEC |
| D         | UPDATED LABEL & NOTES 8 & 10<br>UPDATED BUTT TERMINAL PN           | Jan 24, 2018 | ECR13-1911 | M. SYNOWIEC |



**LEGEND**

|      |     |     |
|------|-----|-----|
| NOTE | REF | QTY |
|------|-----|-----|

| BOM |             |  |      |     |                 |                    |
|-----|-------------|--|------|-----|-----------------|--------------------|
| REF | PART #      | DESCRIPTION                              | QTY  | UoM | MFR             | MFR P/N            |
| 1   | SON-1110017 | LUG_FORK_#12-10_1/4" FORK_INSULATE       | 2    | EA  | PANDUIT         | PV10-14F-D         |
| 2   | 120993-00   | CABLE AUD 4C 65X30 12AWG UNSHLD PVC BK   | 2500 | mm  | BELDEN          | 5002UP 0101000     |
| 3   | 120588-00   | CON AUD SPEAKON SPX PLUG 4P RED SCR CBL  | 1    | EA  | NEUTRIK         | NL4FX-2            |
| 4   | 108734-00   | LABEL WRAP-AROUND 1"X2.25" WHT-TRANSP.   | 3    | EA  | BRADY           | THT-75-427-3       |
| 5   | 109281-00   | HEAT SHRINK LABEL .25"-.083"ID 2"LG WHT  | 1    | EA  | TE CONNECTIVITY | RPS-1K-16-10/2.0-9 |
| 6   | 121282-00   | TERMINAL, BUTT SPLICE OPN 10-12G CRMP NL | 2    | EA  | FTZ INDUSTRIES  | 45430N             |

|   |  |                            |  |                          |  |                                    |  |
|---|--|----------------------------|--|--------------------------|--|------------------------------------|--|
| PROPRIETARY<br>THE INFORMATION CONTAINED IN THIS DRAWING IS CONFIDENTIAL AND PROPRIETARY AND REMAINS THE EXCLUSIVE PROPERTY OF IMAX CORPORATION. THIS DRAWING MAY NOT BE USED, REPRODUCED IN WHOLE OR IN PART, NOR REVEALED TO OTHERS WITHOUT THE PRIOR WRITTEN CONSENT OF IMAX CORPORATION.<br>BY ACCEPTANCE OF THIS DRAWING, THE BEARER AGREES TO THESE CONDITIONS. |  | DESIGNED BY<br>M. SYNOWIEC |  | DATE<br>DEC 4, 2017      |  | DESCRIPTION<br>ASSY, CBL, LDD WHIP |  |
|   |  | DRAWN BY<br>M. SYNOWIEC    |  | DATE<br>Jan 24, 2018     |  |                                    |  |
| APPROVED BY<br>M. POPOVIC   |  | DATE<br>JAN 24, 2018       |  | SIZE<br>B                |  | DRAWING NUMBER<br>120716-DW        |  |
|   |  | SCALE<br>NONE              |  | PART NUMBER<br>120716-01 |  | SHEET<br>1 OF 1                    |  |

