



<b>Identification</b>	Type	LPG-V10-7514 AC/DC 0-230V
	Part-No.	707514
<b>Description</b>	Adjustable plug; Construction A (18 mm) - two cable entry points Ground wire terminator (PE) adjustable in 180° steps	
<b>Technical data</b>	Type of function Double valve suppressor	
	Rated voltage AC/DC 0–230 V	
	Rated frequency 50 – 60 Hz	
	Holding Capacity 100 VA	
	Connecting lead $\varnothing$ 5 – 9 mm	
	Fitting PG 9	
<b>General</b>	Design A (18 mm)	
	Amperage range $\leq 4$ A	
	Contact resistance $< 15$ m $\Omega$	
	Insulation resistance $> 100$ M $\Omega$	
	Pole number 3	
	Housing material PA	

28.10.2017 – Subject to technical modification

Part-No. 707514

USA: LUTZE INC.

13330 South Ridge Drive • Charlotte, NC 28273, USA  
Tel. +1 (704) 504-0222 • Fax +1 (704) 504-0223  
www.lutze.com • info@lutze.com

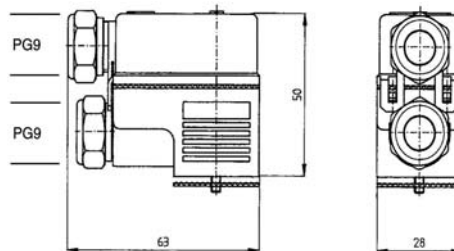
United Kingdom: LÜTZE Ltd.

Unit 3, Sandy Hill Park  
Sandy Way, Amington • GB-Tamworth, Staffs B77 4DU  
Tel. +44 (0)1827 31333-0 • Fax +44 (0)1827 31333-2  
www.lutze.com • sales.gb@lutze.co.uk

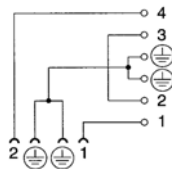
SYSTEMATIC TECHNOLOGY

## Technical data sheet • Suppression Technology

Color of the housing	black
Contact material	CuSn tin-plated
Material sealing ring	NBR
Mechanical service life	>100 insertion cycles
Degree of pollution	3
Protection class	IP65
Mounting	Breakaway torque 0.4 Nm
Connection device	Screw terminal
Connection cross-section	0.5 – 1.5 mm <sup>2</sup>
Connection cross-section	AWG 20 – AWG 16
Material seal	NBR
Operation temperature range	-25 °C ... +60 °C
Storage temperature range	-25 °C ... +80 °C
Dimensions	



### PIN assignment



28.10.2017 – Subject to technical modification

Part-No. 707514

USA: LUTZE INC.

13330 South Ridge Drive • Charlotte, NC 28273, USA  
 Tel. +1 (704) 504-0222 • Fax +1 (704) 504-0223  
 www.lutze.com • info@lutze.com

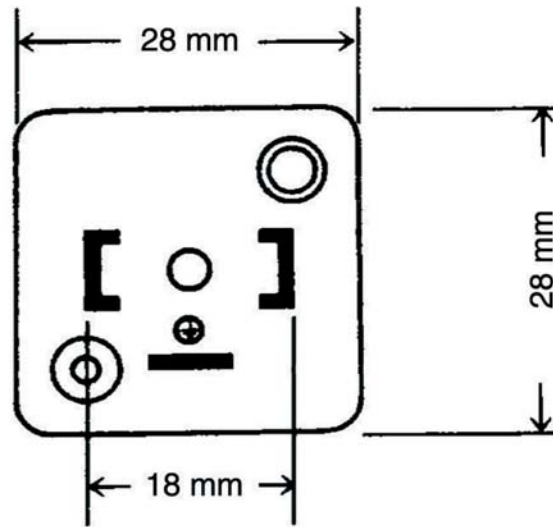
United Kingdom: LÜTZE Ltd.

Unit 3, Sandy Hill Park  
 Sandy Way, Amington • GB-Tamworth, Staffs B77 4DU  
 Tel. +44 (0)1827 31333-0 • Fax +44 (0)1827 31333-2  
 www.lutze.com • sales.gb@lutze.co.uk



SYSTEMATIC TECHNOLOGY

Mounting diagram



---

**Accessories**

<b>Accessories</b>	<b>Color</b>	<b>Part-No.</b>	<b>Type</b>	<b>PU</b>
Marker holder BZT	white	681315	BZT 0920 (VE.100 St)	100

28.10.2017 – Subject to technical modification

Part-No. 707514

USA: LUTZE INC.

13330 South Ridge Drive • Charlotte, NC 28273, USA  
Tel. +1 (704) 504-0222 • Fax +1 (704) 504-0223  
www.lutze.com • info@lutze.com

United Kingdom: LÜTZE Ltd.

Unit 3, Sandy Hill Park  
Sandy Way, Amington • GB-Tamworth, Staffs B77 4DU  
Tel. +44 (0)1827 31333-0 • Fax +44 (0)1827 31333-2  
www.lutze.com • sales.gb@lutze.co.uk