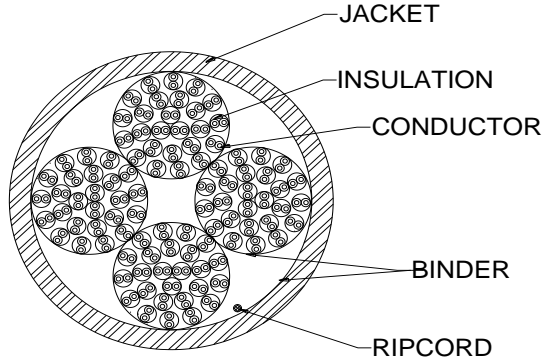


24 AWG 100-Pair Cat 3 Communication Cable



1. Construction:

- 1.1. Conductors: 24 AWG Solid Bare Copper 0.0201" Nominal Diameter
- 1.2. Insulation: SRPVC, 0.037" Nominal Diameter
- 1.3. Pairs: Conductors Twisted to Varying Lays
- 1.4. Core: 25 Pairs cabled together with a Color Coded Binder
- 1.5. Cable: Cable 4 Cores with an Overall Binder
- 1.6. Ripcord: Ripcord located under Jacket
- 1.7. Jacket: Gray PVC, 0.723" Nominal Diameter
- 1.8. **Jacket Print:**
COMTRAN 100PR 24 AWG CMR C(UL)US – IEEE 802.3 10BASE T CAT 3 RoHS (01-12345) 000002

Sequential Footage Markings Every Two Feet



2. Compliance:

- 2.1. C(UL)US Listed Type CMR
- 2.2. UL Subject 444 Communications Cables
- 2.3. UL 1666 Riser Flame Test
- 2.4. NEC Article 800
- 2.5. California State Fire Marshal Approved
- 2.6. RoHS Compliant

3. Electrical Characteristics:

- 3.1. Mutual Capacitance: 20 pF/FT Nominal @ 1 KHz
- 3.2. DCR: 27 Ω/1000 FT Nominal @ 20°C
- 3.3. Impedance: 100 Ω +/- 15% @ 1MHz to 16 MHz

Frequency (MHz)	Insertion Loss (dB/100m)	PSNEXT (dB/100m)
	(Max)	(Min)
1	2.56	41.3
4	5.59	32.2
8	8.47	27.7
10	9.72	26.3
16	13.09	23.2

TITLE: DS33574		DESCRIPTION: 24AWG 100-Pair Cat 3 Communication Cable		COMTRAN 330A Turner Street South Attleboro, MA 02703 Phone: 508-399-7004 Fax: 508-399-8839		 COMTRAN <small>Innovative Systems. Engineered Solutions.</small>  <small>A Marmon Wire & Cable/Berkshire Hathaway Company</small>	
Rev	Date	Detail		Eng.	App.		
11	01/03/19	Change logo and basic corrections		SM	WC		
10	03/17/16	Update to current format		PB	RN		
09	01/29/08	Revise ODs		2me	RHW		
08	04/12/07	Revise print and insulation wall		2me	RHW		
07	10/02/06	Add electrical performance		rhw	RHW		
06	09/05/06	Add RoHS		rhw	RHW		



Comtran reserves the right to change the information above without prior notification. Comtran assumes no risk, and is not liable for direct or indirect, or consequential damages, resulting from the use of this document

24 AWG 100-Pair Cat 3 Communication Cable

25 Pair Color Code

Pair No.	Tip	Ring	Pair No.	Tip	Ring
1	White/Blue	Blue/White	14	Black/Brown	Brown/Black
2	White/Orange	Orange/White	15	Black/Gray	Gray/Black
3	White/Green	Green/White	16	Yellow/Blue	Blue/Yellow
4	White/Brown	Brown/White	17	Yellow/Orange	Orange/Yellow
5	White/Gray	Gray/White	18	Yellow/Green	Green/Yellow
6	Red/Blue	Blue/Red	19	Yellow/Brown	Brown/Yellow
7	Red/Orange	Orange/Red	20	Yellow/Gray	Gray/Yellow
8	Red/Green	Green/Red	21	Violet/Blue	Blue/Violet
9	Red/Brown	Brown/Red	22	Violet/Orange	Orange/Violet
10	Red/Gray	Gray/Red	23	Violet/Green	Green/Violet
11	Black/Blue	Blue/Black	24	Violet/Brown	Brown/Violet
12	Black/Orange	Orange/Black	25	Violet/Gray	Gray/Violet
13	Black/Green	Green/Black			

Binder Group Color Binder	Pair Count
White/Blue	001 - 025
White/Orange	026 - 050
White/Green	051 - 075
White/Brown	076 - 100

TITLE:		DESCRIPTION:		COMTRAN 330A Turner Street South Attleboro, MA 02703 Phone: 508-399-7004 Fax: 508-399-8839		 COMTRAN Innovative Systems. Engineered Solutions.  A Marmon Wire & Cable/Berkshire Hathaway Company
DS33574		24AWG 100-Pair Cat 3 Communication Cable				
Rev	Date	Detail		Eng.	App.	
11	01/03/19	Change logo and basic corrections		SM	WC	
10	03/17/16	Update to current format		PB	RN	
09	01/29/08	Revise ODs		2me	RHW	
08	04/12/07	Revise print and insulation wall		2me	RHW	
07	10/02/06	Add electrical performance		rhw	RHW	
06	09/05/06	Add RoHS		rhw	RHW	

Comtran reserves the right to change the information above without prior notification. Comtran assumes no risk, and is not liable for direct or indirect, or consequential damages, resulting from the use of this document