

CONVOLUTE CLOSURE ACCESSORIES



CONVOLUTE CLOSURE ACCESSORIES



Wire Routing & Fastening



Branching, Fastening & Closure Accessories



Polyamide



Standard: Black



Low: -40°C (-40°F)
High: 125°C (257°F)



Options: Compatible with Delfingen Convuluted Tubing & Fastening Accessories



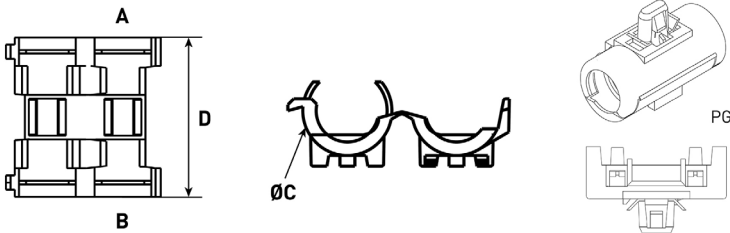
Convolute closure, fastening and routing of protected and non-protected cables from the main wiring harnesses
Sleeves, Collars, Rings, Tubing stops and Clips
Easy & quick installation

PHYSICAL PROPERTIES

Polyamide 6.6 (A)

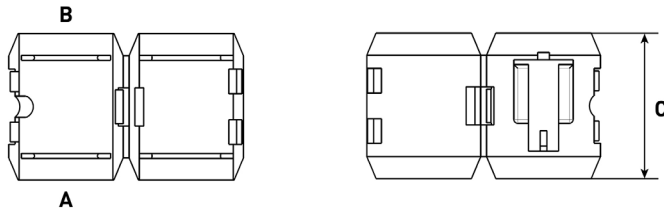
Physical properties	Spec	Unit	A
Thermal properties			
Continuous temperature of use - min/max	-	°C (°F)	-40/125 (-40/257)
Peak temperature	-	°C (°F)	150 (302)
Mechanical properties			
Tensile strength at break	ISO 527	MPa	85
Elongation at break	ISO 527	%	>65
Other properties			
Density	ISO 1183	g/cm ³	1.14
Flammability	FMVSS 302	mm/min	<100
Chemical resistance	Resists the majority of chemicals and automotive fluids		

DIMENSIONS SLEEVES



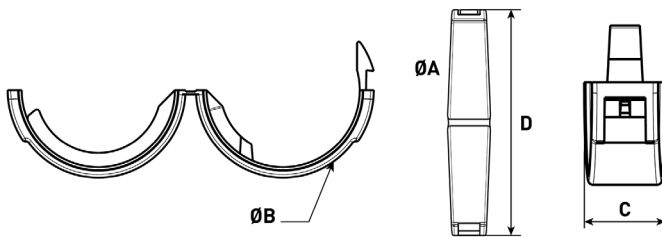
Designation	A	B	Ø C	D	Fastening types
	(mm)				
SLEEVES 9/9	09	09	14.9	45	type 2
SLEEVES 11/11	11	11	19.9	45	type 2
SLEEVES 11/11 PG	11	11	19.9	45	type 4
SLEEVES 13/13	13	13	22	45.9	type 2
SLEEVES 13/13 PG	13	13	22	45.9	type 4
SLEEVES 16/16	16	16	23.8	45	type 2

DIMENSIONS COLLARS



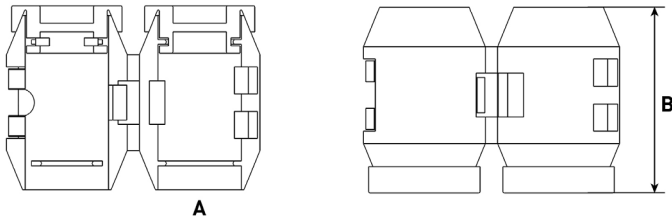
Designation	A	B	C	Fastening types
	(mm)			
COLLAR 4.5/9	04.5	09	24.7	type 0
COLLAR 6/9	06	09	24.7	type 0
COLLAR 6	06	06	19.9	type 0
COLLAR 9	09	09	24.7	type 0
COLLAR 11	11	11	24.7	type 0
COLLAR 13	13	13	29.8	type 1
COLLAR 16	16	16	29.6	type 1
COLLAR 19	19	19	34.9	type 1
COLLAR 23	23	23	34.7	type 1
COLLAR 26	26	26	39.9	type 1

DIMENSIONS CLOSURE RINGS



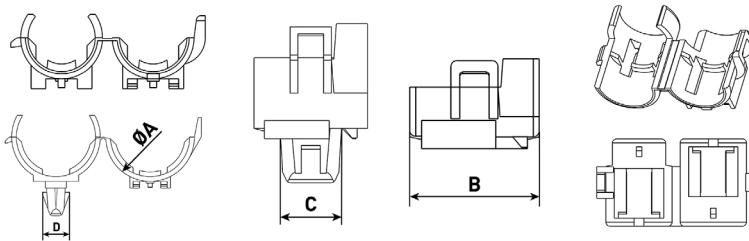
Designation	A	B	C	D
	(mm)			
CLOSURE RING 4.5	04.5	10.6	7	22.5
CLOSURE RING 6	06	13	7.15	28.5
CLOSURE RING 9	09	16.8	7.2	35.7
CLOSURE RING 11	11	19.9	8.2	41.9
CLOSURE RING 13	13	22.1	8.1	46.1
CLOSURE RING 16	16	24.8	9.9	51.4
CLOSURE RING 19	19	28	9.9	57.7
CLOSURE RING 23	23	34	10	68.8

DIMENSIONS TUBING STOP



Designation	A	B
	(mm)	
TUBING STOP 6	06	21.1
TUBING STOP 9	09	26.1

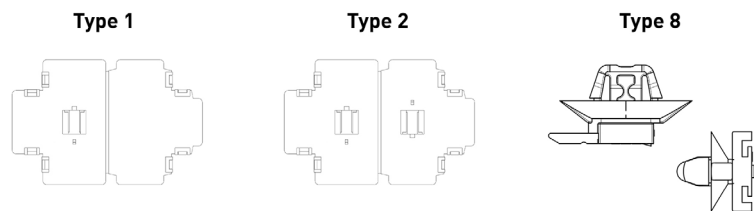
DIMENSIONS CLIPS



Designation	COT Ø	Ø A	B	C	D	Fastening types
	(mm)					
CLIP 9	09	16.6	22	/	/	type 2
CLIP 11	11	18.5	22	/	/	type 2
CLIP 13	13	22.1	22	/	/	type 2
CLIP 16	16	23.2	22	/	/	type 2
CLIP 19	19	27.4	22	11.9	7	type 4
CLIP 23	23	32	22	11.9	7	type 4
CLIP 26	26	35.1	22	11.9	7	type 4

FASTENING TYPES

Type	Description
TYPE 0	No slide bar
TYPE 1	Slide bar
TYPE 2	Double slide bar
TYPE 4	Type 1+ Type 8
TYPE 8	Oblong anchor spigot (wiring harness)



APPROVALS

Specific to applications

PACKAGING

Cardboard boxes of
A12 format (400x300x290 mm)
A16 format (300x200x190 mm)
Other packaging upon request