
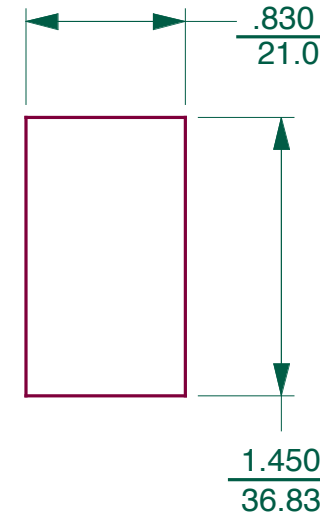


DO NOT SCALE DRAWING WORK TO FIGURES

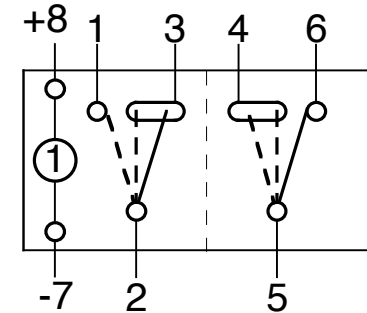
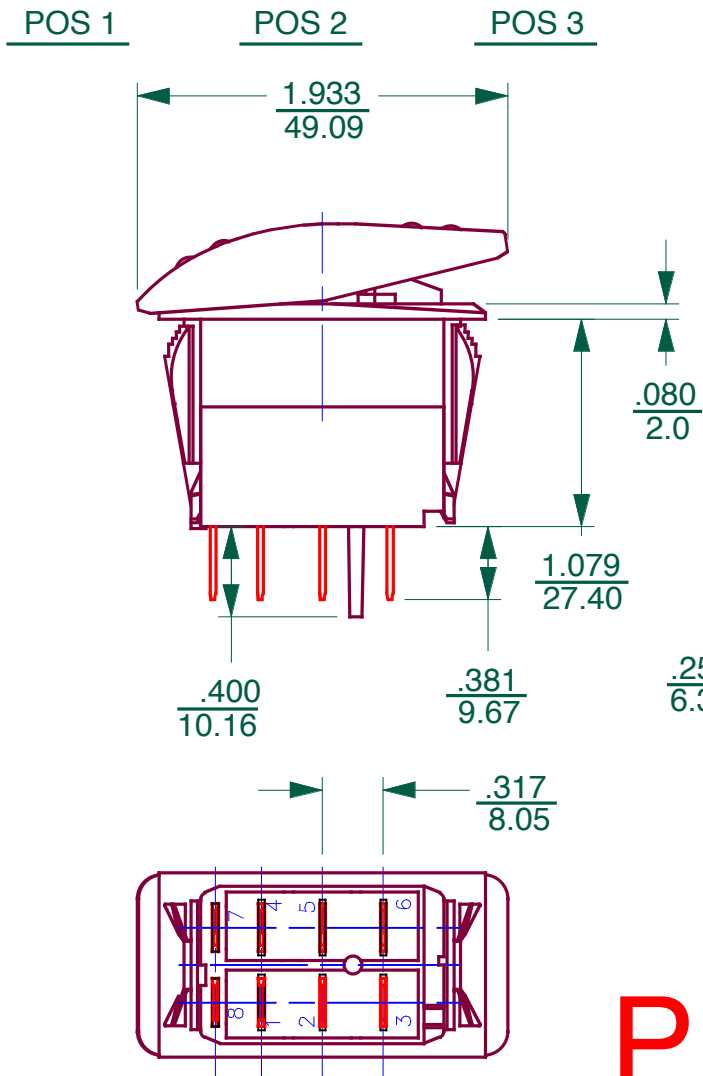


DWG NO. VED1AH0B-A9CMF-1XX-XFAN1  
REV. \_\_\_\_\_



**MOUNTING HOLE**

PANEL THICKNESS (SNAP - IN BRACKET)  
.030 MIN ---- .187 MAX  
.76 4.75



**CIRCUIT**

LET	REVISIONS	DATE

**RATING**

20A	----	12V
-----	------	-----

**SWITCH FUNCTION**

POS 1	POS 2	POS 3
ON	ON	ON
2 TO 3	2 TO 3	1 TO 2
5 TO 6	4 TO 5	4 TO 5

- NOTES:**
- BRACKET IS BLACK NYLON
  - ROCKER IS BLACK NYLON WITH WHITE POLYCARBONATE LENS.
  - LAMP 1 IS INDEPENDENT 12 VOLT SUPERBRIGHT GREEN LED

**PRELIMINARY**

DIMENSIONS SUBJECT TO CHANGE WITHOUT NOTICE		FINISH		CARLINGSWITCH, INC. PLAINVILLE, CT			
<b>PROPRIETARY NOTE:</b> NOTICE TO ALL PERSONS RECEIVING THIS DRAWING. THIS DOCUMENT IS THE PROPERTY OF CARLINGSWITCH, INC. AND IS NOT TO BE DISCLOSED. REPRODUCED IN WHOLE OR IN PART OR USED FOR MANUFACTURING PURPOSES BY ANYONE WITHOUT THE CONSENT OF CARLINGSWITCH, INC.	UNSPECIFIED TOLERANCES		TOOL NO.		TITLE		
	X.XXX ±.015		DR BY HELBIG		"V" SERIES ROCKER		
	PROJECTIONS		DATE 10-25-19		SIZE B		REV.
	DIMENSIONS IN [mm]		DATE		DWG NO. VED1AH0B-A9CMF-1XX-XFAN1		____
APPD BY		DATE		USED ON		SCALE: FULL	SHT 1 OF 1