

350687-1 ✓ ACTIVE

MATE-N-LOK | Universal MATE-N-LOK


TE Internal #: 350687-1

Pin Contact, Tin, 600 VAC, Locking Lance Contact Retention, 20 – 14 AWG Wire Size, .5 – 2 mm² Wire Size, Crimp, Brass, Power, Universal MATE-N-LOK

[View on TE.com >](#)



Connectors > Contacts > Connector Contacts



Contact Type: **Pin**

Contact Mating Area Plating Material: **Tin**

Wire Contact Termination Area Plating Material: **Pre-Tin**

Operating Voltage: **600 VAC**

Contact Retention Within Housing: **With**

Features

Industry Standards

Compatible With Agency/Standards Products	UL, VDE, CSA
---	--------------

Product Type Features

Discrete Wire Type	Stranded
--------------------	----------

Packaging Features

Packaging Quantity	5000
--------------------	------

Packaging Method	Reel
------------------	------

Dimensions

Compatible Insulation Diameter Range	1.52 – 3.3 mm [.06 – .13 in]
--------------------------------------	------------------------------

Wire Size	.5 – 2 mm ²
-----------	------------------------

Mechanical Attachment

Wire Insulation Support	Without
-------------------------	---------

Contact Retention Type Within Housing	Locking Lance
---------------------------------------	---------------

Contact Features



Contact Orientation	Straight
Mating Pin Diameter	2.18 mm[.086 in]
Contact Shape & Form	Split
Contact Type	Pin
Contact Mating Area Plating Material	Tin
Wire Contact Termination Area Plating Material	Pre-Tin
Contact Retention Within Housing	With
Contact Base Material	Brass
Contact Current Rating (Max)	19 A

Electrical Characteristics

Operating Voltage	600 VAC
-------------------	---------

Termination Features

Termination Method to Wire & Cable	Crimp
Product Terminates To	Wire & Cable

Usage Conditions

Operating Temperature Range	-55 – 105 °C[-67 – 221 °F]
-----------------------------	----------------------------

Operation/Application

Circuit Application	Power
---------------------	-------

Product Compliance

















[For compliance documentation, visit the product page on TE.com>](#)

EU RoHS Directive 2011/65/EU	Compliant
EU ELV Directive 2000/53/EC	Compliant
China RoHS 2 Directive MIIT Order No 32, 2016	No Restricted Materials Above Threshold
EU REACH Regulation (EC) No. 1907/2006	Current ECHA Candidate List: JUNE 2024 (241) Candidate List Declared Against: JUNE 2024 (241) Does not contain REACH SVHC
Halogen Content	Low Halogen - Br, Cl, F, I < 900 ppm per homogenous material. Also BFR/CFR/PVC Free
Solder Process Capability	Not applicable for solder process capability

Product Compliance Disclaimer

This information is provided based on reasonable inquiry of our suppliers and represents our current actual knowledge based on the information they provided. This information is subject to change. The part numbers that TE has identified as EU RoHS compliant have a maximum concentration of 0.1% by weight in homogenous materials for lead, hexavalent chromium, mercury, PBB, PBDE, DBP, BBP, DEHP, DIBP, and 0.01% for cadmium, or qualify for an exemption to these limits as defined in the Annexes of Directive 2011/65/EU (RoHS2). Finished electrical and electronic equipment products will be CE marked as required by Directive 2011/65/EU. Components may not be CE marked. Additionally, the part numbers that TE has identified as EU ELV compliant have a maximum concentration of 0.1% by weight in homogenous materials for lead, hexavalent chromium, and mercury, and 0.01% for cadmium, or qualify for an exemption to these limits as defined in the Annexes of Directive 2000/53/EC (ELV). Regarding the REACH Regulation, the information TE provides on SVHC in articles for this part number is based on the latest European Chemicals Agency (ECHA) 'Guidance on requirements for substances in articles' posted at this URL: <https://echa.europa.eu/guidance-documents/guidance-on-reach>

Compatible Parts

 <p>TE Part # 1-480699-8 02P UMNL CAP HSG GRY</p>	 <p>TE Part # 1-480711-2 15P UMNL CAP HSG RED</p>	 <p>TE Part # 1-350735-2 12P UMNL V0 PLUG HSG RED</p>	 <p>TE Part # 1-480706-1 09P UMNL PLUG HSG BRN</p>
 <p>TE Part # 1-480699-5 02P UMNL CAP HSG GRN</p>	 <p>TE Part # 1-480702-1 04P UMNL PLUG HSG BRN</p>	 <p>TE Part # 5-2151500-2 OCEAN_2.0_APPLICATOR-S-090F130F-RSA</p>	 <p>TE Part # 794716-1 12P UMNL CAP HSG NATL,PAN MNT</p>
 <p>TE Part # 91500-1 CCII UNML UNML II PIN SKT 20-14 ASSY</p>	 <p>TE Part # 926308-1 8P UNIV.M-N-L.CAP</p>	 <p>TE Part # 926309-3 10P UN-MNL AUFN-GEH</p>	 <p>TE Part # 1-480703-3 04P UMNL CAP HSG ORNG</p>
 <p>TE Part # 1-794761-8 09P UMNL CAP HSG,P/MT,V0,GRAY</p>	 <p>TE Part # 1-350766-2 03P UMNL V0 PLUG HSG RED</p>	 <p>TE Part # 1-350767-9 03P UMNL V0 CAP HSG BLACK</p>	 <p>TE Part # 1-350766-4 03P UMNL V0 PLUG HSG YELLOW</p>



TE Part # 350715-1
06P UMNL PLUG HSG



TE Part # 1-480700-6
03P UMNL PLUG HSG BLU




TE Part # 2151500-2
OCEAN_2.0_APPLICATOR-S-
090F130F-RSA




TE Part # 1-350784-9
15P UMNL V0CAP HSG BLACK


Also in the Series | Universal MATE-N-LOK




Connector Caps & Covers(34)



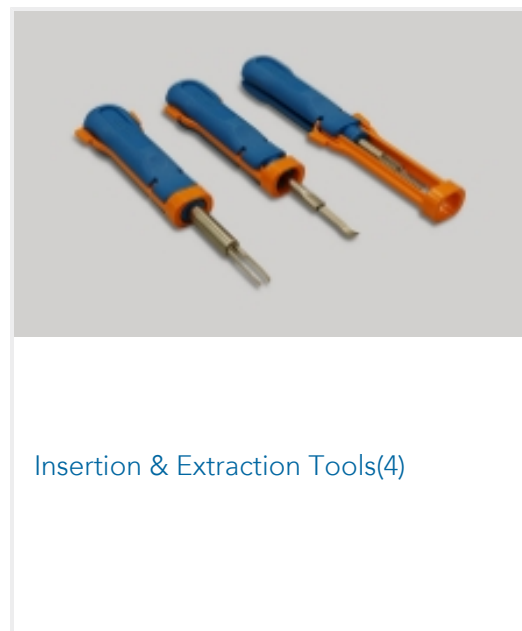
Connector Contacts(209)



Connector Seals & Cavity Plugs(27)



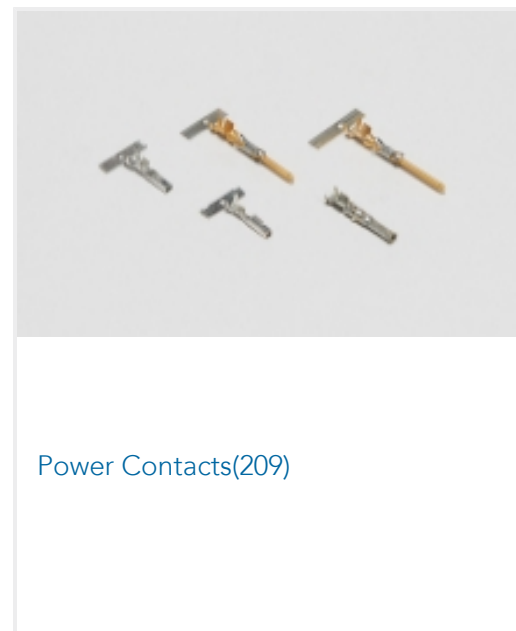
Connector Strain Relief(7)



Insertion & Extraction Tools(4)



PCB Headers & Receptacles(284)



Power Contacts(209)



Wire-to-Board Headers & Receptacles
(284)

Customers Also Bought



TE Part #794785-1
04P UMNL INTERFACE SEAL




TE Part #6-1241961-2
STD TIM HOUSING MKII 2POS



TE Part #8-1241983-2
STANDARD TIMER HOUSING MARK II



TE Part #2213188-3
Assembly, ICE Connector 1.0 PCB w
cap



TE Part #2-2304525-4
AMP DUOPLUG MK2 CONNECTOR 4P



TE Part #2-292254-2
CT RELAY HDR ASSY 2P BLUE



TE Part #643314-2
08P UMNL STR/REL HSG



TE Part #2-2178029-5
STD TIMER GEH 5P_V0



Documents

Product Drawings

[UMNL SPLIT PIN PTPBR](#)

English

CAD Files

[3D PDF](#)

3D

Customer View Model

[ENG_CVM_CVM_350687-1_BJ.2d_dxf.zip](#)

English

Customer View Model

[ENG_CVM_CVM_350687-1_BJ.3d_igs.zip](#)

English

Customer View Model

[ENG_CVM_CVM_350687-1_BJ.3d_stp.zip](#)

English

By downloading the CAD file I accept and agree to the [Terms and Conditions](#) of use.

Datasheets & Catalog Pages

[SOFT_SHELL_PIN_SOCKET_CONNECTORS_STANDARD_DENSITY](#)

English

Product Specifications

[Application Specification](#)

English

Agency Approvals

[UL](#)

English