

350715-1 ✓ ACTIVE

MATE-N-LOK | Universal MATE-N-LOK

TE Internal #: 350715-1

Housing, Plug, Wire-to-Board / Wire-to-Wire, 6 Position, 6.35 mm [.25 in] Centerline, Wire & Cable, Universal MATE-N-LOK, Rectangular Power Connectors

[View on TE.com >](#)



Connectors > Power Connectors > Rectangular Power > Rectangular Power Connectors



Rectangular Power Connector Type: **Housing**

Connector & Housing Type: **Plug**

Connector System: **Wire-to-Board, Wire-to-Wire**

Number of Positions: **6**

Centerline (Pitch): **6.35 mm [.25 in]**

Features

Packaging Features

Packaging Quantity	1
Packaging Method	Package

Contact Features

Multiple Contact Types	Without
Contact Layout	Matrix
Contact Retention Within Housing	Without
Contact Type	Socket

Industry Standards

Compatible With Agency/Standards Products	UL, VDE, CSA
UL Rating	Recognized
Compatible With Approved Standards Products	UL E28476
CSA Rating	LR 16455, Certified
UL Flammability Rating	UL 94V-0
Glow Wire Rating	Standard Part - Not Glow Wire



Product Type Features

Rectangular Power Connector Type	Housing
Connector & Housing Type	Plug
Connector System	Wire-to-Board, Wire-to-Wire
Sealable	No
Connector & Contact Terminates To	Wire & Cable

Configuration Features

Number of Positions	6
Number of Rows	2

Electrical Characteristics

Operating Voltage	600 VDC
-------------------	---------

Termination Features

Termination Method to Wire & Cable	Crimp
------------------------------------	-------

Mechanical Attachment

Connector Mounting Type	Cable Mount (Free-Hanging)
-------------------------	----------------------------

Housing Features

Centerline (Pitch)	6.35 mm [.25 in]
Housing Color	Natural
Housing Material	Nylon

Dimensions

Row-to-Row Spacing	6.35 mm [.25 in]
--------------------	------------------

Usage Conditions

Operating Temperature Range	-55 – 105 °C [-67 – 221 °F]
-----------------------------	-----------------------------

Operation/Application

Circuit Application	Power & Signal
---------------------	----------------

Other

EU RoHS Compliance	Compliant
EU ELV Compliance	Compliant

Product Compliance

[For compliance documentation, visit the product page on TE.com>](#)











EU RoHS Directive 2011/65/EU	Compliant
EU ELV Directive 2000/53/EC	Compliant
China RoHS 2 Directive MIIT Order No 32, 2016	No Restricted Materials Above Threshold
EU REACH Regulation (EC) No. 1907/2006	Current ECHA Candidate List: JUNE 2024 (241) Candidate List Declared Against: JUNE 2024 (241) Does not contain REACH SVHC
Halogen Content	Low Halogen - Br, Cl, F, I < 900 ppm per homogenous material. Also BFR/CFR/PVC Free
Solder Process Capability	Not applicable for solder process capability

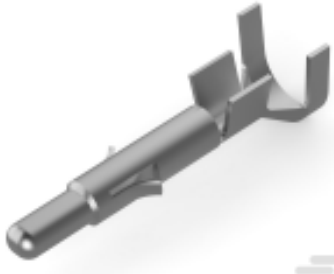




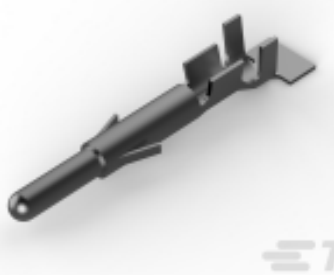






Product Compliance Disclaimer

This information is provided based on reasonable inquiry of our suppliers and represents our current actual knowledge based on the information they provided. This information is subject to change. The part numbers that TE has identified as EU RoHS compliant have a maximum concentration of 0.1% by weight in homogenous materials for lead, hexavalent chromium, mercury, PBB, PBDE, DBP, BBP, DEHP, DIBP, and 0.01% for cadmium, or qualify for an exemption to these limits as defined in the Annexes of Directive 2011/65/EU (RoHS2). Finished electrical and electronic equipment products will be CE marked as required by Directive 2011/65/EU. Components may not be CE marked. Additionally, the part numbers that TE has identified as EU ELV compliant have a maximum concentration of 0.1% by weight in homogenous materials for lead, hexavalent chromium, and mercury, and 0.01% for cadmium, or qualify for an exemption to these limits as defined in the Annexes of Directive 2000/53/EC (ELV). Regarding the REACH Regulation, the information TE provides on SVHC in articles for this part number is based on the latest European Chemicals Agency (ECHA) 'Guidance on requirements for substances in articles' posted at this URL: <https://echa.europa.eu/guidance-documents/guidance-on-reach>









Compatible Parts

 <p>TE Part # 1969779-1 6POS UMNL W/ INTERFACE & WIRE SEAL</p>	 <p>TE Part # 2213756-1 3 ROW 6P HIGH TEMP UMNL SKT ASSM</p>	 <p>TE Part # 350874-3 UMNL SOK 18-14 .0125 PTPPHBZ</p>	 <p>TE Part # 350687-1 UMNL SPLIT PIN PTPBR</p>
 <p>TE Part # 350538-2 UMNL PIN 20-14 AU/NI/BR</p>	 <p>TE Part # 350699-7 UMNL SPLIT PIN AUNI/BR</p>	 <p>TE Part # 926896-3 UNIV.M-N-L.PIN</p>	 <p>TE Part # 926901-1 UMNL Socket 16-13 AWG</p>



 <p>TE Part # 926902-3 UNIV-MNL SPLIT ST</p>	 <p>TE Part # 926899-3 UNIV-MNL SPLIT ST</p>	 <p>TE Part # 350669-1 UMNL GRND PIN 20-14 PTPBR L/P</p>	 <p>TE Part # 350551-2 UMNL SOK 20-14 AUBR L/P</p>
 <p>TE Part # 350700-7 UMNL SPLIT PIN AU/NI/BR</p>	 <p>TE Part # 350654-1 UMNL GRND PIN 20-14 PTPBR</p>	 <p>TE Part # 350699-1 UMNL SPLIT PIN PTPBR</p>	 <p>TE Part # 350550-2 UMNL SOK 20-14 AU/BR L/P</p>
 <p>TE Part # 350705-1 UMNL SPLIT PIN 20-14 PTPBR L/P</p>	 <p>TE Part # 350873-1 UMNL PIN 18-14 .0126 PTPBR</p>	 <p>TE Part # 1-350590-0 STR/REL CLAMP NATL</p>	 <p>TE Part # 350552-6 UMNL PIN 20-14 AU/PHBZ L/P</p>

Also in the Series | **Universal MATE-N-LOK**

 <p>Connector Caps & Covers(34)</p>	 <p>Connector Contacts(209)</p>	 <p>Connector Seals & Cavity Plugs(27)</p>	 <p>Connector Strain Relief(7)</p>
 <p>Insertion & Extraction Tools(4)</p>	 <p>PCB Headers & Receptacles(284)</p>	 <p>Power Contacts(209)</p>	 <p>Wire-to-Board Headers & Receptacles (284)</p>

Customers Also Bought



Documents

Product Drawings

06P UMNL PLUG HSG

English

CAD Files

3D PDF

English

Customer View Model

[ENG_CVM_350715-1_Y1.2d_dxf.zip](#)

English

Customer View Model

[ENG_CVM_350715-1_Y1.3d_igs.zip](#)

English

Customer View Model

[ENG_CVM_350715-1_Y1.3d_stp.zip](#)

English

3D PDF

3D



Customer View Model

[ENG_CVM_CVM_350715-1_BJ1.2d_dxf.zip](#)

English

Customer View Model

[ENG_CVM_CVM_350715-1_BJ1.3d_igs.zip](#)

English

Customer View Model

[ENG_CVM_CVM_350715-1_BJ1.3d_stp.zip](#)

English

By downloading the CAD file I accept and agree to the [Terms and Conditions](#) of use.

Datasheets & Catalog Pages

[SOFT_SHELL_PIN_SOCKET_CONNECTORS_STANDARD_DENSITY](#)

English

Product Specifications

[Application Specification](#)

English

Instruction Sheets

[Instruction Sheet \(U.S.\)](#)

English

[Instruction Sheet \(U.S.\)](#)

English

Agency Approvals

[VDE Certificate](#)

English

[VDE Certificate](#)

English