

350778-1 ✓ ACTIVE

MATE-N-LOK | Universal MATE-N-LOK


TE Internal #: 350778-1

Housing, Receptacle, Wire-to-Panel / Wire-to-Wire, 2 Position, 6.35 mm [.25 in] Centerline, Universal MATE-N-LOK, Rectangular Power Connectors

[View on TE.com >](#)



Connectors > Power Connectors > Rectangular Power > Rectangular Power Connectors



Rectangular Power Connector Type: **Housing**

Connector & Housing Type: **Receptacle**

Connector System: **Wire-to-Panel, Wire-to-Wire**

Number of Positions: **2**

Centerline (Pitch): **6.35 mm [.25 in]**

Features

Dimensions

Panel Thickness (Recommended)	.76 – 2.29 mm [.76 – 2.29 in]
-------------------------------	-------------------------------

Packaging Features

Packaging Quantity	1
Packaging Method	Package

Contact Features

Multiple Contact Types	Without
Contact Layout	Inline
Contact Retention Within Housing	Without
Contact Type	Pin

Mechanical Attachment

Panel Mount Feature	With
Panel Mount Feature Type	Patch & Tabs
Connector Mounting Type	Panel Mount



Industry Standards

Compatible With Agency/Standards Products	UL, VDE, CSA
UL Rating	Recognized
Compatible With Approved Standards Products	UL E28476
CSA Rating	LR 7189, Certified
UL Flammability Rating	UL 94V-0
Glow Wire Rating	Standard Part - Not Glow Wire

Product Type Features

Rectangular Power Connector Type	Housing
Connector & Housing Type	Receptacle
Connector System	Wire-to-Panel, Wire-to-Wire
Sealable	No
Connector & Contact Terminates To	Wire & Cable

Configuration Features

Number of Positions	2
Number of Power Positions	0
Number of Signal Positions	0
Number of Rows	1

Electrical Characteristics

Operating Voltage	600 VAC
-------------------	---------

Termination Features

Termination Method to Wire & Cable	Crimp
------------------------------------	-------

Housing Features

Centerline (Pitch)	6.35 mm [.25 in]
Housing Color	Natural
Housing Material	Nylon

Usage Conditions

Operating Temperature Range	-55 – 105 °C [-67 – 221 °F]
-----------------------------	-----------------------------

Operation/Application

Circuit Application	Power & Signal
---------------------	----------------

Other

EU RoHS Compliance	Compliant
--------------------	-----------



EU ELV Compliance

Compliant

Product Compliance

[For compliance documentation, visit the product page on TE.com>](#)

EU RoHS Directive 2011/65/EU

Compliant

EU ELV Directive 2000/53/EC

Compliant

China RoHS 2 Directive MIIT Order No 32, 2016

No Restricted Materials Above Threshold

EU REACH Regulation (EC) No. 1907/2006

Current ECHA Candidate List: JUNE 2024 (241)
 Candidate List Declared Against: JUNE 2024 (241)
 Does not contain REACH SVHC

Halogen Content

Low Halogen - Br, Cl, F, I < 900 ppm per homogenous material. Also BFR/CFR/PVC Free

Solder Process Capability

Not applicable for solder process capability

Product Compliance Disclaimer

This information is provided based on reasonable inquiry of our suppliers and represents our current actual knowledge based on the information they provided. This information is subject to change. The part numbers that TE has identified as EU RoHS compliant have a maximum concentration of 0.1% by weight in homogenous materials for lead, hexavalent chromium, mercury, PBB, PBDE, DBP, BBP, DEHP, DIBP, and 0.01% for cadmium, or qualify for an exemption to these limits as defined in the Annexes of Directive 2011/65/EU (RoHS2). Finished electrical and electronic equipment products will be CE marked as required by Directive 2011/65/EU. Components may not be CE marked. Additionally, the part numbers that TE has identified as EU ELV compliant have a maximum concentration of 0.1% by weight in homogenous materials for lead, hexavalent chromium, and mercury, and 0.01% for cadmium, or qualify for an exemption to these limits as defined in the Annexes of Directive 2000/53/EC (ELV). Regarding the REACH Regulation, the information TE provides on SVHC in articles for this part number is based on the latest European Chemicals Agency (ECHA) 'Guidance on requirements for substances in articles' posted at this URL: <https://echa.europa.eu/guidance-documents/guidance-on-reach>

Compatible Parts




TE Part # 926899-6
UNIV-MNL SPLIT ST



TE Part # 770672-6
UMNL PIN 30-26 AUNI/PHBZ L/P



TE Part # 640310-6
UMNL SOK 12-10 AU/PHBZ



TE Part # 1703061-2
PLUG, 2 CIRCUIT, UNIVERSAL MATE-N-LOK




TE Part # 350547-6
UMNL PIN 20-14 AU/PHBZ L/P



TE Part # 350537-7
UMNL SOK 20-14 .0126 AUNI/BR



TE Part # 2-350777-1
02P UMNL PLUG HSG



TE Part # 350552-7
UMNL PIN 20-14 AUBR L/P



TE Part # 350690-3
UMNL PIN 24-18 PTPPHBZ L/P



TE Part # 350547-2
UMNL PIN 20-14 AUBR L/P



TE Part # 350689-7
UMNL SOK 24-18 AUBR L/P



TE Part # 350699-3
UMNL SPLIT PIN PTPPHBZ



TE Part # 350922-3
PIN, MATE-N-LOK, UMNL



TE Part # 350536-7
UMNL SOK 20-14 .0126 AUNI/BR



TE Part # 350551-7
UMNL SOK 20-14 AU/BR L/P



TE Part # 350570-6
UMNL SOK 24-18 AUPHBZ



TE Part # 350218-6
UMNL PIN 20-14 .0125AUPHBZ



TE Part # 926898-3
UNIV.M-N-L.PIN




TE Part # 926897-1
UNIV.M-N-L.PIN




TE Part # 926869-3
UNIV-MNL SOCKET 1


Also in the Series | **Universal MATE-N-LOK**




Connector Caps & Covers(34)



Connector Contacts(209)




Connector Seals & Cavity Plugs(27)



Connector Strain Relief(7)




Insertion & Extraction Tools(4)



PCB Headers & Receptacles(284)



Power Contacts(209)



Wire-to-Board Headers & Receptacles (284)

Customers Also Bought



TE Part #350810-1
05P UMNL CAP HSG



TE Part #350782-1
09P UMNL CAP HSG



TE Part #926894-1
UNIV.M-N-L.PIN



TE Part #350779-1
04P UMNL PLUG HSG



TE Part #350766-1
03P UMNL PLUG HSG



TE Part #350777-4
02P UMNL PLUG HSG UL94V0



TE Part #350781-1
06P UMNL CAP HSG



TE Part #350715-1
06P UMNL PLUG HSG



TE Part #7-690512-7
COMBINATION ANVIL



TE Part #6-456135-0
CRIMPER, INSULATION "O"(.120)

Documents

Product Drawings
[02P UMNL CAP HSG](#)

English

CAD Files

[3D PDF](#)

English

Customer View Model

[ENG_CVM_350778-1_V1.2d_dxf.zip](#)



English

Customer View Model

[ENG_CVM_350778-1_V1.3d_igs.zip](#)

English

Customer View Model

[ENG_CVM_350778-1_V1.3d_stp.zip](#)

English

By downloading the CAD file I accept and agree to the [Terms and Conditions](#) of use.

Datasheets & Catalog Pages

[SOFT_SHELL_PIN_SOCKET_CONNECTORS_STANDARD_DENSITY](#)

English

Product Specifications

[Application Specification](#)

English

Instruction Sheets

[Instruction Sheet \(U.S.\)](#)

English

[Instruction Sheet \(U.S.\)](#)

English

Agency Approvals

[VDE Certificate](#)

English

[VDE Certificate](#)

English