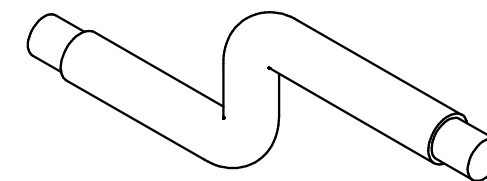
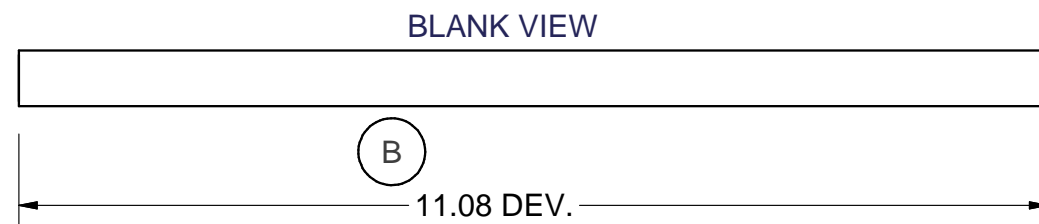
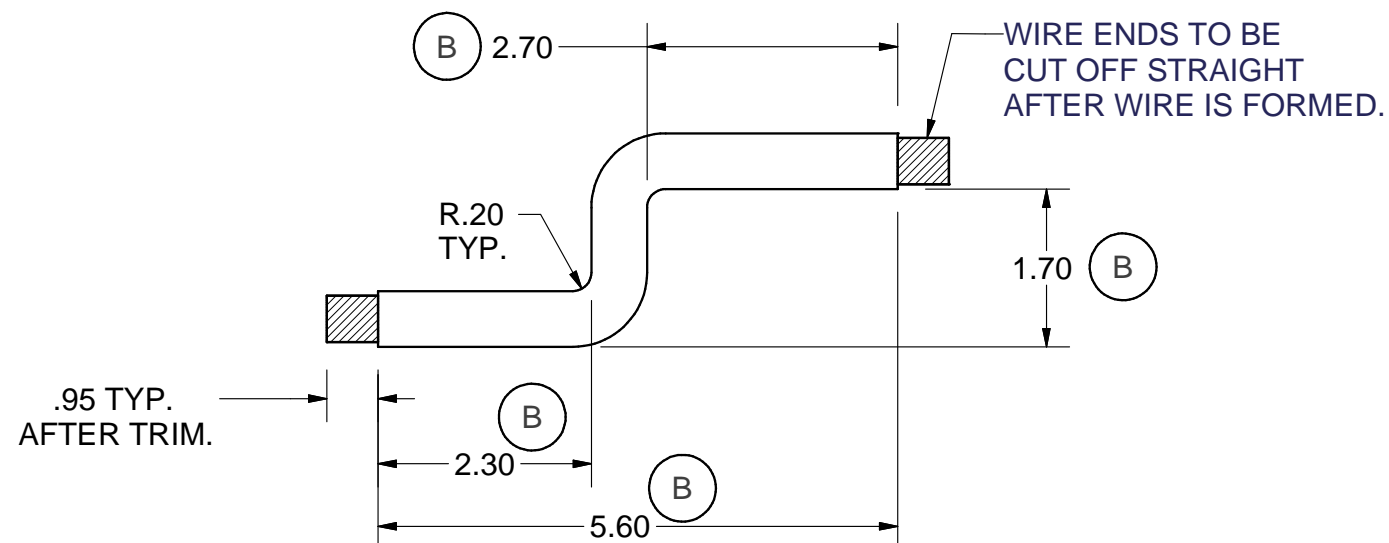


- NOTES:
1. RAWSTOCK: 1313-129600
3/0 CU WIRE - 19 STRANDS.
 2. [] INSP - INDICATES AN IN PROCESS INSPECTION CHARACTERISTIC.
 3. TOLERANCE FOR ALL TRIMMED DIMENSIONS IS $\pm .05$.
TOLERANCE FOR ALL FORMED DIMENSIONS IS $\pm .12$.
UNLESS OTHERWISE NOTED.
 4. FORMED VIEW DIMENSIONS SUPERSEDE BLANK VIEW DIMENSIONS.



ISOMETRIC VIEW



THIRD ANGLE		GENERAL TOLERANCES SPEC. XXXXX-XXX-XX CATEGORY # NORMAL CLASS TOLERANCE			
DIMENSIONS ARE IN INCHES UNLESS OTHERWISE NOTED * DENOTES CRITICAL CHARACTERISTIC				LOAD WIRE (L) SOC-BRK2	
<small>THIS DOCUMENT CONTAINS CONFIDENTIAL INFORMATION OF SCHNEIDER ELECTRIC OR A RELATED COMPANY. IT IS NOT TO BE REPRODUCED BY ANY MEANS OR USED TO FURNISH INFORMATION TO OTHERS WITHOUT THE EXPRESS CONSENT OF OWNER. THE INFORMATION SHALL BE USED BY ANY RECIPIENTS ONLY AS EXPRESSLY APPROVED BY OWNER AND THIS DOCUMENT SHALL BE RETURNED TO OWNER UPON REQUEST. © 2002, SCHNEIDER ELECTRIC, ALL RIGHTS RESERVED.</small>				DRW MRR	CHK JAD
DATE 19SEP2003		SCALE 1:2		ECO MT00028	
SIZE B	DWG NO 40562-347-01			SHEET 1 OF 1	

B	MC00588	30DEC2003	MRR	ADJUSTED DIMENSIONS.
REV.	ECO	DATE	BY	REVISION DESCRIPTION