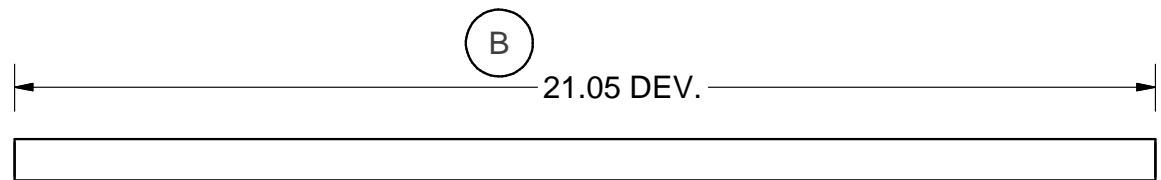


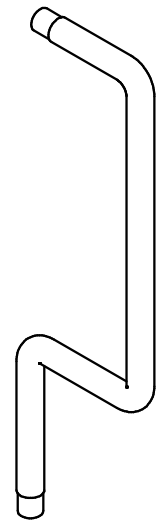
16 | 15 | 14 | 13 | 12 | 11 | 10 | 9 | 8 | 7 | 6 | 5 | 4 | 3 | 2 | 1

NOTES:

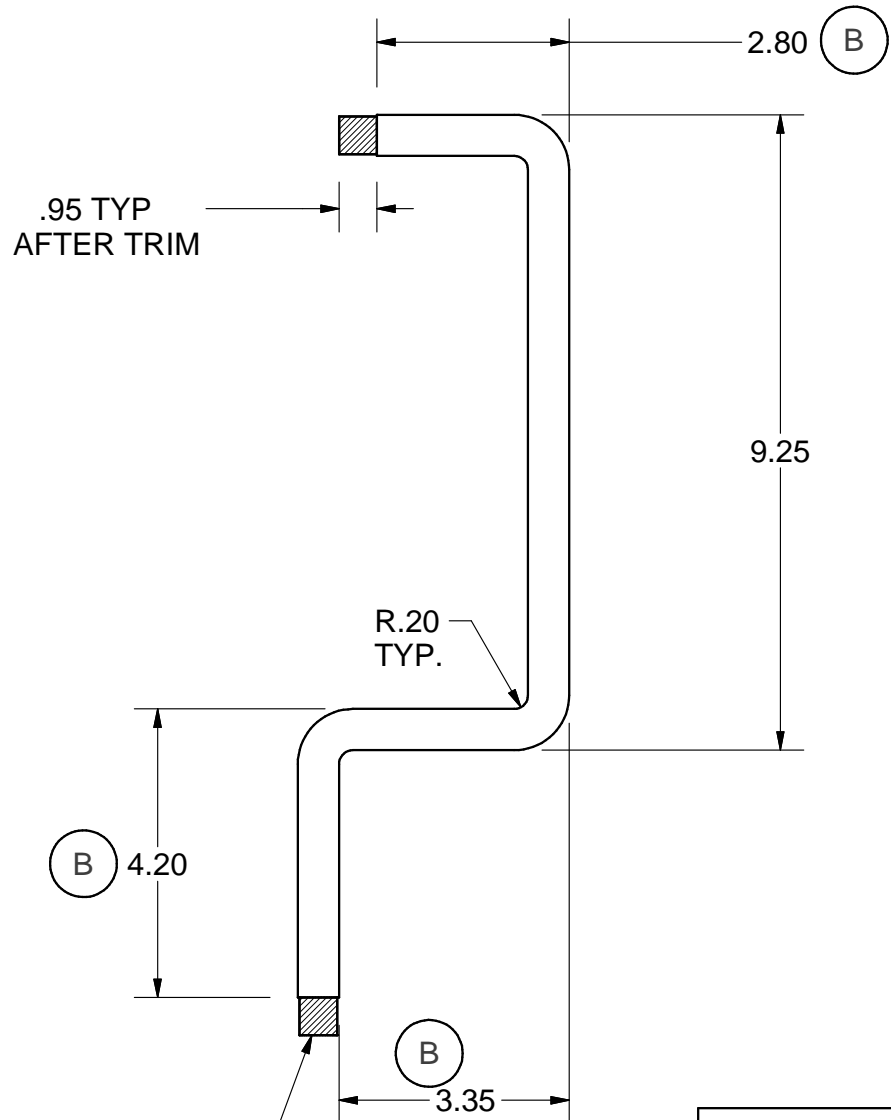
1. RAWSTOCK: 1313-129600  
3/0 CU WIRE - 19 STRANDS.
2. [ ] INSP - INDICATES AN IN PROCESS INSPECTION CHARACTERISTIC.
3. TOLERANCE FOR ALL TRIMMED DIMENSIONS IS  $\pm .05$ .  
TOLERANCE FOR ALL FORMED DIMENSIONS IS  $\pm .12$ .  
UNLESS OTHERWISE NOTED.
4. FORMED VIEW DIMENSIONS SUPERSEDE BLANK VIEW DIMENSIONS.



BLANK VIEW



ISOMETRIC VIEW



WIRE ENDS TO BE CUT OFF STRAIGHT AFTER WIRE IS FORMED.

<p>THIRD ANGLE</p>	<p>GENERAL TOLERANCE SPEC. XXXXX-XXX-XX NORMAL CLASS TOLERANCE</p>	<p><b>SQUARE D</b> Schneider Electric</p>	
	<p>DIMENSIONS ARE IN INCHES UNLESS OTHERWISE NOTED * DENOTES CRITICAL CHARACTERISTIC</p>	<p>M/S LOAD WIRE LEFT (2ND. MAIN)</p>	
<p>THIS DOCUMENT CONTAINS CONFIDENTIAL INFORMATION OF SCHNEIDER ELECTRIC OR A RELATED COMPANY. IT IS NOT TO BE REPRODUCED BY ANY MEANS OR USED TO FURNISH INFORMATION TO OTHERS WITHOUT THE EXPRESS CONSENT OF OWNER. THE INFORMATION SHALL BE USED BY ANY RECIPIENTS ONLY AS EXPRESSLY APPROVED BY OWNER AND THIS DOCUMENT SHALL BE RETURNED TO OWNER UPON REQUEST. © 2003, SCHNEIDER ELECTRIC, ALL RIGHTS RESERVED.</p>		<p>DRW MRR CHK JAD</p>	<p>SCALE 1:4</p>
<p>DATE 19SEP2003</p>	<p>ECO MT00028</p>	<p>SHEET 1 OF 1</p>	

B	MC00588	30DEC2003	MRR	ADJUSTED DIMENSIONS.
REV.	ECO	DATE	BY	REVISION DESCRIPTION

SIZE <b>B</b>	DWG NO <b>40562-358-01</b>
---------------	----------------------------

16 | 15 | 14 | 13 | 12 | 11 | 10 | 9 | 8 | 7 | 6 | 5 | 4 | 3 | 2 | 1

PRINTS TO: