

Push-In Conduit Fittings: Straight & Elbow - Nylon

Part Numbers		Thread Type & Size	Fits Nominal Conduit Size	Straight Fittings - Dimens. in Inches (mm)				Elbow Fittings - Dimens. in Inches (mm)				
				A	TL	L	F	A	TL	H	L	F
-4°F to 176°F (-20°C to 80°C)		See page 56 for thread specs		Clearance Hole	Thread Length	Body Length	Wrench Flat	Clearance Hole	Thread Length	Body Height	Body Length	Wrench Flat
				+ .01" (+.25 mm)								
SM09AA-BK	EM09AA-BK	PG 9	10	.60 (15.2)	.31 (8)	.91 (23)	.67 (17)	.60 (15.2)	.31 (8)	1.70 (43)	.91 (23)	.75 (19)
SM11AA-BK	EM11AA-BK	PG 11	12	.73 (18.5)	.31 (8)	.99 (25)	.83 (21)	.73 (18.5)	.31 (8)	1.89 (48)	1.06 (27)	.87 (22)
SM13AA-BK	EM13AA-BK	PG 13/13.5	14	.80 (20.3)	.35 (9)	1.10 (28)	.95 (24)	.80 (20.3)	.35 (9)	2.05 (52)	1.20 (30.5)	.95 (24)
SM16AA-BK	EM16AA-BK	PG 16	17	.88 (22.3)	.39 (10)	1.15 (29)	1.06 (27)	.88 (22.3)	.39 (10)	2.20 (56)	1.28 (32.5)	1.06 (27)
SM21AA-BK	EM21AA-BK	PG 21	23	1.12 (28.4)	.43 (11)	1.26 (32)	1.38 (35)	1.12 (28.4)	.43 (11)	2.76 (70)	1.57 (40)	1.30 (33)
SM29AA-BK	EM29AA-BK	PG 29	29	1.47 (37.3)	.43 (11)	1.38 (35)	1.65 (42)	1.47 (37.3)	.43 (11)	3.27 (83)	2.03 (51.5)	1.65 (42)
SM36AA-BK	-	PG 36	37	1.85 (47)	.51 (13)	1.62 (41)	1.97 (50)	-	-	-	-	-
SM48AA-BK	-	PG 48	50	2.34 (59.4)	.55 (14)	1.81 (46)	2.52 (64)	-	-	-	-	-
SM09NA-BK	EM09NA-BK	3/8" NPT	10	.75 (19)	.60 (15)	.91 (23)	.67 (17)	.75 (19)	.60 (15)	1.81 (46)	.91 (23)	.75 (19)
SM16NA-BK	EM16NA-BK	1/2" NPT	17	1.18 (30)	.51 (13)	1.15 (29)	1.06 (27)	1.18 (30)	.51 (13)	2.20 (56)	1.28 (32.5)	1.06 (27)
SM21NA-BK	EM21NA-BK	3/4" NPT	23	1.52 (38.5)	.51 (13)	1.26 (32)	1.38 (35)	1.52 (38.5)	.51 (13)	2.76 (70)	1.57 (40)	1.30 (33)
SM29NA-BK	EM29NA-BK	1" NPT	29	1.81 (46)	.60 (15)	1.38 (35)	1.65 (42)	1.81 (46)	.60 (15)	3.27 (83)	2.03 (51.5)	1.65 (42)
SM16MA-BK	EM16MA-BK	M16 x 1.5	10	.79 (20)	.31 (8)	.91 (23)	.67 (17)	.79 (20)	.31 (8)	1.70 (43)	.91 (23)	.75 (19)
SM20MA-BK	EM20MA-BK	M20 x 1.5	14	1.04 (26.5)	.35 (9)	1.10 (28)	.95 (24)	1.04 (26.5)	.35 (9)	2.05 (52)	1.20 (30.5)	.95 (24)
SM25MA-BK	EM25MA-BK	M25 x 1.5	23	1.52 (38.5)	.43 (11)	1.26 (32)	1.38 (35)	1.52 (38.5)	.43 (11)	2.76 (70)	1.57 (40)	1.30 (33)
SM32MA-BK	EM32MA-BK	M32 x 1.5	29	1.81 (46)	.43 (11)	1.38 (35)	1.65 (42)	1.81 (46)	.43 (11)	3.27 (83)	2.03 (51.5)	1.65 (42)

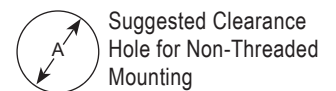
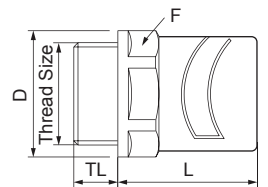
*O-Rings Included on Elbow Fittings



SM - (Straight) Push-In Conduit Fittings

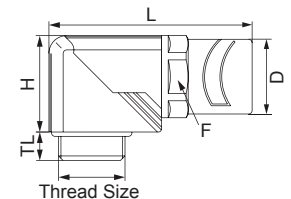
The fastest and most labor saving method to connect flexible Nylon Conduit to a Push-in Fitting. The Nylon Conduit is inserted into the Fitting until the hook snaps over the ridge of the Corrugated Tubing. The Conduit can be mounted rigid or turnable.

- IP 54 rating can be obtained with an O-Ring
- IP 65 rating can be obtained with a Fixed Installation



EM - (90° Snap Elbows) Push-In Conduit Fittings

A combination of a unique 90° Snap Elbow and Straight Push-in Fitting. Elbow Fittings snap open & closed for easy installation of wires.



SM & EM Fittings feature a Locking Ridge to hold Conduit Tubing in place. They also have an O-Ring groove for optional O-Ring installation.



For Material Specifications and Approval Information refer to page 52.



Optional Locking Nuts, O-Rings & Other Accessories starting on Page 29 - 40.

