

“Stay Connected” with



Strain Relief Bushings

a PennEngineering® Company

## Heyco® Original Strain Relief Bushings

Straight-Thru for Flat Cables

.560" (14,2 mm) to .875" (22,2 mm) Mounting Holes



WILL FIT THESE CABLES				PANEL DIMENSIONS						PART NO.	DESCRIPTION	PART DIM.		Mounting Hole Plug PART NO.
UL Type	AWG/ Conductors	Approximate Size		A Mounting Hole Dia.		B To Prevent Rotation		Finished Fit Panel Thickness*				C BODY LENGTH		
		in.	mm.	in.	mm.	in.	mm.	in.	mm.	in.	mm.			
SPT-2	18/3	.15 x .40	3,8 x 10,2	.562	14,3	.530	13,5	.125	3,2	1174	SR 5W-1	.609	15,5	2494
	16/3	.16 x .41	4,1 x 10,4											
HPN	16/2	.16 x .37	4,1 x 9,4	.562	14,3	.530	13,5	.125	3,2	1170	SR 5KN-4	.609	15,5	2494
	16/3	.16 x .42	4,1 x 10,5											
SPT-3	18/2	.19 x .35	4,8 x 8,9	.562	14,3	.530	13,5	.062	1,6	1170	SR 5KN-4	.609	15,5	2494
	16/2	.20 x .37	5,1 x 9,4											
SPT-2 & HPN	16/3	.16 x .41	4,1 x 10,4					.125	3,2	1167	SR 5K-4	.609	15,5	2494
Same as SR 5KN-4 above except														
SPT-2	18/3	.15 x .40	3,8 x 10,2	.560	14,2	.730	18,5	.125	3,2	1484	SR 30-1**	.672	17,1	consult Heyco
	16/3	.16 x .41	4,1 x 10,4											
SPT-3	18/2	.19 x .35	4,8 x 8,9	.750	19,0	.875	22,2	.125	3,2	1504	SR 33-1**	.781	19,8	consult Heyco
	18/3	.19 x .39	4,8 x 9,9											
	16/2	.20 x .37	5,1 x 9,4											
	16/3	.20 x .43	5,1 x 10,9											
SPT-2	18/3	.15 x .40	3,0 x 7,6	.625	15,9	.550	14,0	.062	1,6	1160	SR 6N4-4	.578	14,7	2497
	16/3	.16 x .41	4,1 x 10,4											
Same as SR 6N4-4 above except														
SPT-3	16/2	.20 x .37	5,1 x 9,4	.750	19,0	.875	22,2	.125	3,2	1504	SR 33-1**	.781	19,8	consult Heyco
	16/3	.20 x .43	5,1 x 10,9											
	14/2	.24 x .42	6,1 x 10,7											
	14/3	.24 x .51	6,1 x 12,9											

### Fit 1/2" Electrical Knock-out Hole

SPT-3	14/2	.24 x .42	6,1 x 10,7	.875	22,2	.840	21,3	.125	3,2	1517	SR 34-2	.813	20,7	2509
	14/3	.24 x .51	6,1 x 12,9											
	12/2	.29 x .51	7,4 x 12,9											
	12/3	.29 x .65	7,4 x 16,5											
SPT-3	12/3	.32 x .65	8,1 x 16,5	.875	22,2	.835	21,2	.125	3,2	1497	SR 31-2	.812	20,6	2509
	10/3													

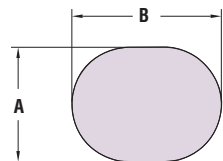
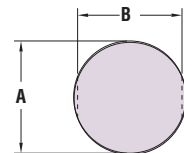
Standard color black. Consult Heyco for white and other colors.

\* Maximum Panel Thickness. Part has additional clearance. Consult Heyco for your Custom Finished Fit Panel Thickness.

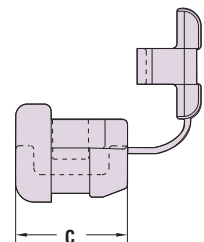
\*\*Use Elongated Mounting Hole.

- Protects the lifeline of your electric/electronic products by absorbing the forces of pull, push, and twist that may be exerted on the flexible power cord.
- Securely anchors, insulates, and protects cables at panel entry points.
- Consult Heyco for other wire types and sizes.
- See page 4-38 for corresponding **Mounting Hole Plugs** which can be used to fill blank/unused Mounting Holes and thus allow for a single panel design for multiple applications.
- See pages 4-27 & 4-28 for SR assembly tools.
- For Double D Mounting Hole Punches, see page 4-30.

### DOUBLE D MOUNTING HOLE



### ELONGATED MOUNTING HOLE



Material  
Certifications

Nylon 6/6  
 Recognized under the Component Program of Underwriters' Laboratories File E15331

Certified by the Canadian Standards Association File 8919

Flammability Rating  
Temperature Range

94V-2  
-04°F (-18°C) to 221°F (105°C)

Quick  
Specs