

“Stay Connected” with



Strain Relief Bushings

a PennEngineering® Company



## Heyco® Strain Relief Mounting Hole Plugs

Multiple Panel Thickness Design

Maximum Thickness		PANEL DIMENSIONS				PART NO.	DESCRIPTION	PART DIMENSIONS			
		D Mounting Hole Diameter		C To Prevent Rotation				A Head Diameter		B Overall Height	
in.	mm.	in.	mm.	in.	mm.	Black		in.	mm.	in.	mm.
For Double D Mounting Hole Strain Reliefs											
.125	3,2	.375	9,5	.345	8,8	<b>2617</b>	DP 375*	.468	11,9	.406	10,3
		.437	11,1	.390	9,9	<b>2488</b>	DD 437-390	.531	13,5		
		.500	12,7	.445	11,3	<b>2491</b>	DD 500-445	.554	14,7		
.125	3,2	.562	14,3	.530	13,5	<b>2494</b>	DD 562-530	.656	16,7	.406	10,3
		.625	15,9	.550	14,0	<b>2497</b>	DD 625-550	.728	18,5		
		.750	19,1	.625	15,9	<b>2503</b>	DD 750-625	.921	23,4		
.125	3,2	.875	22,2	.770	19,5	<b>2509</b>	DD 875-770	1.016	25,8	.453	11,5
		1.109	28,2	1.000	25,4	<b>2717</b>	DD 1109-1000	1.218	30,9		
.125	3,2	2.000	50,8	1.875	47,6	<b>2959</b>	DD 2000-1875	2.170	55,1	.478	12,1
For Lockit ST-Series, Rectangular Mounting Hole Strain Reliefs**											
.099	2,5	.512	13,0	.453	11,5	<b>1890†</b>	RP 115-130	.580	14,7	.403	10,2
.157	4,0	.690	17,5	.690	17,5	<b>1892</b>	RP 175-175	.830	21,1	.470	11,9

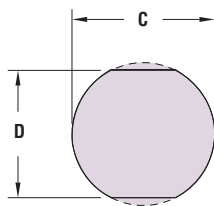
Standard color black. Consult Heyco for white and other colors.

\*On installation, DP 375 Locking Fingers must be aligned with Mounting Hole Flats.

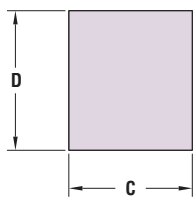
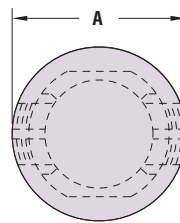
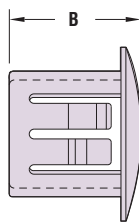
\*\*Rectangular Plugs locking finger steps match those of the corresponding ST Lockit Strain Reliefs.

†PN 1890 is not CSA certified.

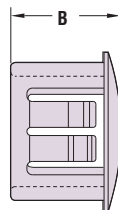
- Closes unused strain relief mounting holes or Double D holes punched or molded with two opposing flats.
- Convex, matte finish head tapers to a thin edge.
- Quick and easy installation.
- Locks firmly in panels up to .157" (4,0 mm) thick.
- Use our rectangular plugs #1890 and #1892 to fill unneeded square Lockit™ Strain Relief mounting holes.
- Approximate Head Thickness: .063" (1,6 mm). Thickness may vary.
- For Double D Mounting Hole Punches, see page 4-30.



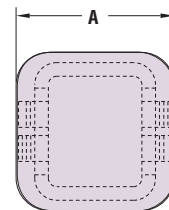
“DOUBLE D”  
MOUNTING HOLE



MOUNTING HOLE



PART NUMBERS 1890/1891



1890, 1892

Material

Nylon 6/6

Certifications



Recognized under the Component Program of Underwriters' Laboratories File E51579



Certified by the Canadian Standards Association File 8919

Flammability Rating

94V-2

Temperature Range

-04°F (-18°C) to 221°F (105°C)

Quick  
Specs