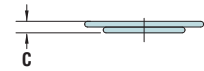
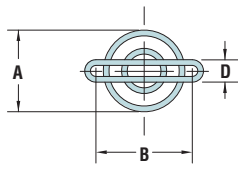




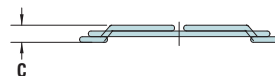
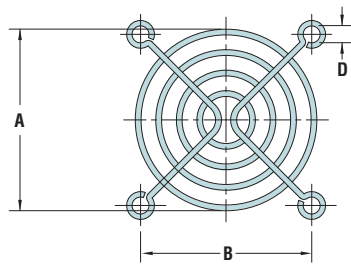
- Good corrosion resistance, easy to clean.
- Screw mount.
- Material: Steel wire Electroplated; Nickel Chrome finish.

Heyco® Fan Guards

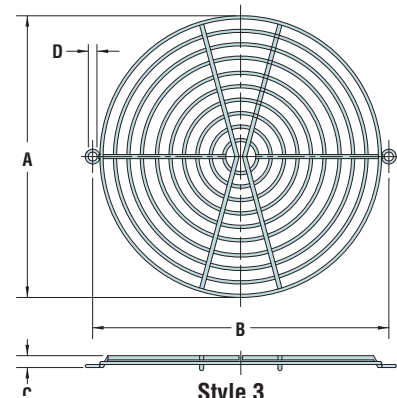
NO. Rings	PART NO.	DESCRIPTION	PART DIMENSIONS								STYLE
			A		B		C		D		
			in.	mm.	in.	mm.	in.	mm.	in.	mm.	
2	0975	FG 25	.94	24,0	1.24	31,4	.12	2,2	.14	3,5	1
	0976	FG 40	1.15	29,1	1.26	32,0	.19	4,8	.16	4,0	
3	0977	FG 50	1.62	41,1	1.57	40,0	.19	4,8	.18	4,6	2
4	0978	FG 60	2.09	53,2	1.97	50,0	.17	4,4			
5	0979	FG 80	2.99	76,0	2.82	71,5	.22	5,5	.19	4,8	
6	0980	FG 92	3.54	90,0	3.25	82,5	.22	5,5			
8	0981	FG 120	4.55	115,6	4.13	105,0	.22	5,5	.18	4,6	3
10	0982	FG 150	6.08	154,4	6.38	162,1	.26	6,5	.19	4,8	



Style 1



Style 2



Style 3

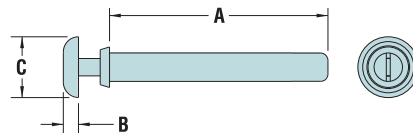


- Permanently mount fan to chassis or finger guards to fan.
- Provide tamper resistant application.
- Prongs expand to hold securely as pin is driven.
- Single-operation front mounting saves time and money.
- Low profile head.
- Installed by hand or with installation tool.
- Part Description Key: PR/DR XXX-YYY where XXX = Mounting Hole Diameter (inches) and YYY = minimum Panel Thickness (inches).

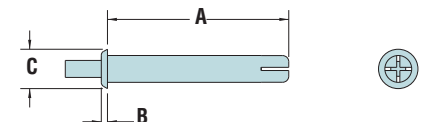
Heyco® Fan Guard Rivets

WILL FIT THESE PANELS					PART NO. Black	DESCRIPTION	PART DIMENSIONS						EXTRACTION FORCE		
MOUNTING HOLE DIA.	PANEL THICKNESS		A Length	B Head Height			C Head Diameter	in.	mm.	in.	mm.	in.	mm.	Lbs	Kg
	in.	mm.													
Snap Style															
.124	3,1	.81	20,5	.85	21,5	9326	PR 124-807	.91	23,0	.06	1,6	.25	6,4	17,6	8
Push Style															
.137	3,5	.81	20,5	.85	21,5	9327	DR 137-807	.91	23,0	.03	0,8	.20	5,0	17,6	8

UL94V-2 Nylon 6 - both Rivets



Snap Style



Push Style

Quick Specs

Rivets	
Material	Nylon 6/6
Flammability Rating	94V-2
Temperature Range	-4°F (-18°C) to 185°F (85°C)