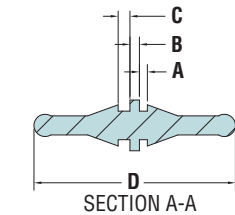


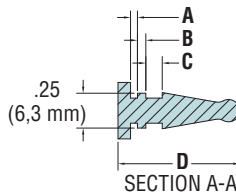


Heyco® Fan Mounts

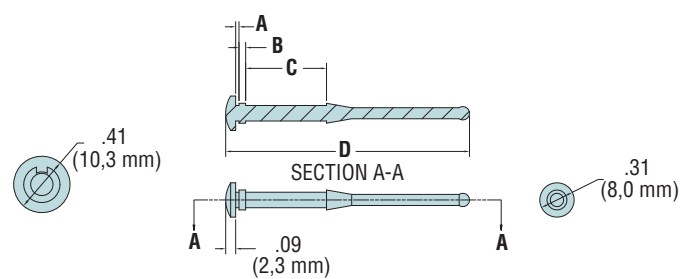
PANEL DIMENSIONS				FAN DIMENSIONS				PART	DESCRIPTION	MAT'L	PART DIMENSIONS						STYLE
Max. Panel Thickness		Mounting Hole Dia.		Mounting Hole Dia.		Thickness					A		B		C		
in.	mm.	in.	mm.	in.	mm.	in.	mm.	in.	mm.	in.	mm.	in.	mm.				
FMS - Standard																	
.055	1,4	.197	5,0	.20	5,0	.08	2,0	0345	FMS-1	EPDM 30	.06	1,5	.07	1,9	1,27	32,3	1
								0346	FMS-2	EPDM 40							
						.12	3,1	0348	FMS-3	EPDM 30	.06	1,5	.12	3,0	.87	22,2	2
								0349	FMS-4	EPDM 40							
.031	0,8	.138	3,5	.14	3,5	.79	20,0	0354	FMS-5	Silicone Rubber 40	.06	1,5	.73	18,5	2,20	56,0	3
.118	3,0	.169	4,3	.17	4,3	.59	15,0	0355	FMS-6	Silicone Rubber 40	.08	2,0	.55	14,0	2,12	53,8	
.031	0,8	.138	3,5	.14	3,5	.98-1.10	25,0-28,0	0356	FMS-7	Silicone Rubber 40	.06	1,5	.94	24,0	2,87	73,0	
FMM - Multi																	
.039-.059	1,0-1,5	.177-.189	4,5-4,8	.13-.18	3,2-4,5	.39-2,00	10,0-51,0	0357	FMM-1	Silicone Rubber 40	see schematic drawing					4	
FMB - Break-Away																	
.031-.063	0,8-1,6	.177-.197	4,5-5,0	.16-.18	4,0-4,5	.98-2,01	25,0-51,0	0359	FMB-1	Silicone Rubber 40	see schematic drawing					5	
				.13-.14	3,2-3,5	up to .40	up to 10,0				0363	FMB-2	Silicone Rubber 40	see schematic drawing			
				.16-.18	4,0-4,5	up to .98	up to 25,0										



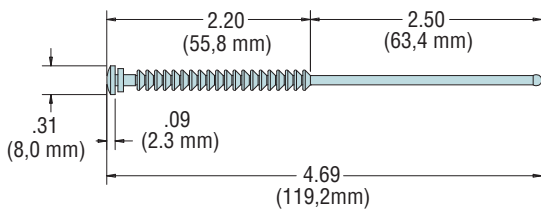
Style 1



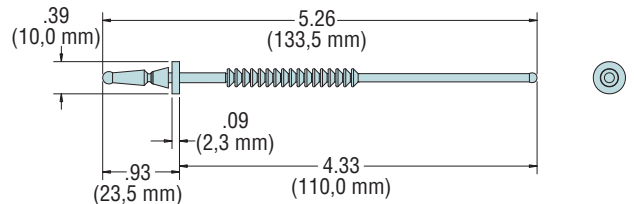
Style 2



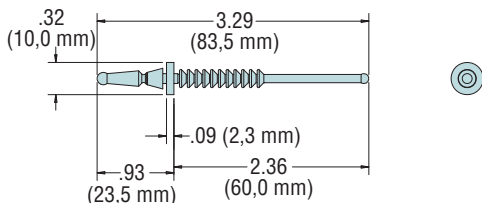
Style 3



Style 4



Style 5



Style 6