

# UNITRONIC® 190/ CY/ CY TP

**LEAD FREE/ROHS**

Color Coded, Multi-Conductor or Paired, Flexible Signal and Control Cable, Unshielded or with an Overall Foil Tape and Braid Shield

(UL) 

UNITRONIC® 190 is an unshielded, multi-conductor signal and control cable recommended for use with computers, data transmission, office equipment, process control equipment and instrumentation.

ever electrical interference distorts signal transmission, or when EMI emissions need to be suppressed.

UNITRONIC® 190 CY has an overall foil tape with drain wire and tinned copper braid that is recommended when-

UNITRONIC® 190 CY TP is a shielded, multi-paired signal and control cable designed for use with process control instrumentation, computers, data transmission, and office equipment.

## UNITRONIC® 190 Construction:

Finely stranded tinned copper conductors; SR-PVC insulation; dry lubricant; non-wicking fillers; gray PVC jacket.




## UNITRONIC® 190 CY Construction:





Finely stranded tinned copper conductors; SR-PVC insulation; dry lubricant; non-wicking fillers; overall foil tape wrap; drain wire; tinned copper braid (85% coverage); gray PVC jacket.




## UNITRONIC® 190 CY TP (Twisted Pair) Construction:

Stranded tinned copper conductors; SR-PVC insulation; dry lubricant; non-wicking fillers; overall foil tape wrap; drain wire; tinned copper braid (85% coverage); gray PVC jacket.




Cable Attributes							
	OR-02		FR-03		FL-01		MP-01

## Technical Data:

 Minimum Bending Radius for installation:  
 with shield: 5 x cable diameter  
 8 x cable diameter


 Conductor Stranding: Fine Wire

 Temperature Range: -10°C to +105°C

 Color Code: Chart 2, Page 672  
 Chart 3 (CY) TP, Page 672

 Nominal Voltage: 300V

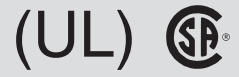
 Approvals: UL-CMG  
 CSA-CMG/FT4, AWM II A/B

 Test Voltage: 2000V

# UNITRONIC® 190/ CY/ CY TP



Color Coded, Multi-Conductor or Paired, Flexible Signal and Control Cable, Unshielded or with an Overall Foil Tape and Braid Shield



## UNITRONIC® 190: Multi-Conductor Flexible Signal & Control Cable

Part Number	Number of Conductors includes ground	Nominal Outer Diameter		Approx. Weight		Part Number	Number of Conductors includes ground	Nominal Outer Diameter		Approx. Weight	
		inches	mm	lbs/mft	kg/km			inches	mm	lbs/mft	kg/km
28 AWG (7/36) .08 mm <sup>2</sup>						24 AWG (7/32) 0.25 mm <sup>2</sup>					
602802	2	.143	3.6	10	15	602402	2	.161	4.1	13	19
602803	3	.149	3.8	12	18	602403	3	.168	4.3	15	22
602804	4	.158	4.0	14	21	602404	4	.179	4.5	18	27
602805	5	.168	4.3	16	24	602405	5	.192	4.9	21	31
602807	7	.178	4.5	18	27	602407	7	.205	5.2	25	37
602808	8	.189	4.8	20	30	602408	8	.219	5.6	28	42
602810	10	.213	5.4	23	34	602410	10	.249	6.3	34	51
602815	15	.248	6.3	29	43	602415	15	.290	7.4	46	69
602816	16	.253	6.4	31	46	602416	16	.295	7.5	49	73
602820	20	.269	6.8	36	54	602420	20	.317	8.1	58	86
602825	25	.297	7.5	43	64	602425	25	.351	8.9	70	104
602836	36	.328	8.3	56	83	602436	36	.401	10.2	99	148
602840	40	.339	8.6	61	91	602440	40	.414	10.5	108	161
602850	50	.375	9.5	73	109	602450	50	.473	12.0	135	201
26 AWG (7/34) 0.14 mm <sup>2</sup>						22 AWG (7/30) 0.34 mm <sup>2</sup>					
602602	2	.151	3.8	12	18	602202	2	.179	4.5	15	22
602603	3	.157	4.0	14	21	602203	3	.187	4.7	19	28
602604	4	.167	4.2	16	24	602204	4	.200	5.1	22	33
602605	5	.178	4.5	18	27	602205	5	.214	5.4	26	39
602607	7	.190	4.8	21	31	602207	7	.229	5.8	33	49
602608	8	.202	5.1	23	34	602208	8	.245	6.2	37	55
602610	10	.229	5.8	28	42	602210	10	.279	7.1	45	67
602615	15	.266	6.8	36	54	602215	15	.324	8.2	61	91
602616	16	.271	6.9	38	57	602216	16	.329	8.4	65	97
602620	20	.290	7.4	45	67	602220	20	.355	9.0	78	116
602625	25	.321	8.2	54	80	602225	25	.409	10.4	95	142
602636	36	.366	9.3	72	107	602236	36	.449	11.4	138	205
602640	40	.378	9.6	79	118	602240	40	.464	11.8	151	225
602650	50	.420	10.7	98	146	602250	50	.519	13.2	185	276

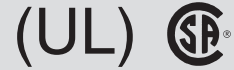
## UNITRONIC® 190 CY: Shielded Multi-Conductor Flexible Signal & Control Cable

Part Number	Number of Conductors includes ground	Nominal Outer Diameter		Approx. Weight		Part Number	Number of Conductors includes ground	Nominal Outer Diameter		Approx. Weight	
		inches	mm	lbs/mft	kg/km			inches	mm	lbs/mft	kg/km
28 AWG (7/36) .08 mm <sup>2</sup>						24 AWG (7/32) 0.25 mm <sup>2</sup>					
602802S	2	.178	4.5	21	31	602615S	15	.301	7.6	54	80
602803S	3	.184	4.7	23	34	602616S	16	.306	7.8	56	83
602804S	4	.193	4.9	26	39	602620S	20	.325	8.3	64	95
602805S	5	.203	5.2	28	42	602625S	25	.356	9.0	75	112
602807S	7	.213	5.4	31	46	602636S	36	.401	10.2	99	148
602808S	8	.224	5.7	32	48	602640S	40	.413	10.5	107	159
602810S	10	.248	6.3	38	57	602650S	50	.461	11.7	132	198
602815S	15	.283	7.2	46	69	24 AWG (7/32) 0.25 mm <sup>2</sup>					
602816S	16	.288	7.3	48	72	602402S	2	.196	5.0	25	37
602820S	20	.304	7.7	54	80	602403S	3	.203	5.2	28	42
602825S	25	.332	8.4	62	92	602404S	4	.214	5.4	32	48
602836S	36	.363	9.2	78	116	602405S	5	.227	5.8	35	52
602840S	40	.374	9.5	83	124	602407S	7	.240	6.1	41	61
602850S	50	.422	10.7	101	150	602408S	8	.254	6.5	45	67
26 AWG (7/34) 0.14 mm <sup>2</sup>						602410S	10	.284	7.2	53	79
602602S	2	.186	4.7	23	34	602415S	15	.325	8.3	66	98
602603S	3	.192	4.9	25	37	602416S	16	.330	8.4	69	103
602604S	4	.202	5.1	28	42	602420S	20	.352	8.9	80	119
602605S	5	.213	5.4	30	45	602425S	25	.386	9.8	95	142
602607S	7	.225	5.7	34	51	602436S	36	.426	10.8	132	197
602608S	8	.237	6.0	37	55	602440S	40	.439	11.2	143	213
602610S	10	.264	6.7	44	66	602450S	50	.488	12.4	170	253

# UNITRONIC® 190/ CY/ CY TP



Color Coded, Multi-Conductor or Paired, Flexible Signal and Control Cable, Unshielded or with an Overall Foil Tape and Braid Shield



## UNITRONIC® 190 CY: Shielded Multi-Conductor Flexible Signal & Control Cable

Part Number	Number of Conductors includes ground	Nominal Outer Diameter		Approx. Weight		Part Number	Number of Conductors includes ground	Nominal Outer Diameter		Approx. Weight	
		inches	mm	lbs/mft	kg/km			inches	mm	lbs/mft	kg/km
22 AWG (7/30) 0.34 mm <sup>2</sup>						602215S	15	.349	8.9	84	125
602202S	2	.204	5.2	29	43	602216S	16	.349	8.9	88	131
602203S	3	.212	5.4	33	49	602220S	20	.380	9.7	103	153
602204S	4	.225	5.7	38	57	602225S	25	.440	11.2	132	197
602205S	5	.239	6.1	42	63	602236S	36	.490	12.4	173	258
602207S	7	.254	6.5	50	75	602240S	40	.505	12.8	187	279
602208S	8	.270	6.9	55	82	602250S	50	.560	14.2	220	328
602210S	10	.314	8.0	66	98						

## UNITRONIC® 190 CY TP: Shielded Twisted Pair Flexible Signal & Control Cable

Part Number	Number of Pairs	Nominal Outer Diameter		Approx. Weight		Part Number	Number of Pairs	Nominal Outer Diameter		Approx. Weight	
		inches	mm	lbs/mft	kg/km			inches	mm	lbs/mft	kg/km
26 AWG (7/34) 0.14 mm <sup>2</sup>						22 AWG (7/30) 0.34 mm <sup>2</sup>					
602602TP	2	.242	6.1	31	46	602202TP	2	.270	6.9	42	63
602603TP	3	.252	6.4	35	52	602203TP	3	.294	7.5	50	75
602604TP	4	.267	6.8	40	60	602204TP	4	.315	8.0	58	86
602605TP	5	.287	7.3	46	69	602205TP	5	.338	8.6	68	101
602606TP	6	.306	7.8	52	77	602206TP	6	.363	9.2	78	118
602608TP	8	.347	8.8	62	92	602208TP	8	.409	10.4	106	158
24 AWG (7/32) 0.25 mm <sup>2</sup>											
602402TP	2	.254	6.5	36	54						
602403TP	3	.266	6.8	42	63						
602404TP	4	.285	7.2	48	72						
602405TP	5	.305	7.7	55	82						
602406TP	6	.337	8.6	64	95						
602408TP	8	.360	9.1	77	115						

\* Additional configurations are available, please call your Lapp representative for more information.