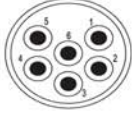
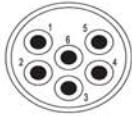
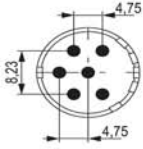
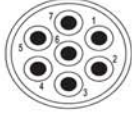

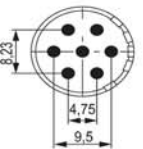


## Signal Connectors M23 / Inserts / Pinouts

Inserts 6-pole	Type	Part Number	Part Number
 <p>Insert pin mating view (Part E)</p>	<b>Pinout clockwise</b>	<b>Pins</b>	<b>Sockets</b>
	Insert with solder contacts	7.001.906.103	7.001.906.104
 <p>Insert socket mating view (Part P)</p>	Insert without contacts	7.003.906.101	7.003.906.102
	Insert with dip solder contacts Length 3,5 mm	7.001.906.107	
	Insert with dip solder contacts Length 10 mm	7.001.906.127	7.001.906.108
	Insert with dip solder contacts Length 17 mm	7.001.906.137	7.001.906.118
<p><b>The correct dimension of a connector with dip solder contacts depends on the particular type of housing.</b></p>			
<p>Contacts page 80 • Coding possibilities N, S, H, X and Y (see page 79)</p>			

Inserts 7-pole	Type	Part Number	Part Number
 <p>Insert pin mating view (Part E)</p>	<b>Pinout clockwise</b>	<b>Pins</b>	<b>Sockets</b>
	Insert with solder contacts	7.001.907.103	7.001.907.104
 <p>Insert socket mating view (Part P)</p>	Insert without contacts	7.003.907.101	7.003.907.102
	Insert with dip solder contacts Length 3,5 mm	7.001.907.107	
	Insert with dip solder contacts Length 10 mm	7.001.907.127	7.001.907.108
	Insert with dip solder contacts Length 17 mm	7.001.907.137	7.001.907.118
<p><b>The correct dimension of a connector with dip solder contacts depends on the particular type of housing.</b></p>			
<p>Contacts page 80 • Coding possibilities N, S, H, X and Y (see page 79)</p>			