



Identification	Type	RE 6-0022 AC/DC 24 V
	Part-No.	760022
Input		
Input voltage range		19.2 V–30.0 V
Rated current		22.0 mA
Interrupting voltage		<2.4 V
Protection device		Bridge rectifier
Rated insulation voltage (EN 50178)		50 V
Status Indication		LED yellow
Rated frequency		50–60 Hz
Load Side		
Contact type		1 change over contact
Min. switching voltage		AC/DC 17 V
Max. switching voltage		AC/DC 250 V
Min. switching current		AC/DC 5 mA
Max. switching current		AC/DC 6 A
Switching capacity AC 15		3 A
Switching capacity DC 13		at 24 V: 1 A; at 115 V: 200 mA; at 230 V: 100 mA
Max. switching capacity		1500 VA
Contact material		AgSnO ₂
Mechanical service life		> 5 x 10 ⁷ operations

17.12.2010 – Subject to technical modification

Part-No. 760022

USA: LUTZE INC.

13330 South Ridge Drive • Charlotte, NC 28273, USA
 Tel. +1 (704) 504-0222 • Fax +1 (704) 504-0223
 www.lutze.com • info@lutze.com

United Kingdom: LÜTZE Ltd.

Unit 3, Sandy Hill Park
 Sandy Way, Amington • GB-Tamworth, Staffs B77 4DU
 Tel. +44 (0)1827 31333-0 • Fax +44 (0)1827 31333-2
 www.lutze.com • sales.gb@lutze.co.uk

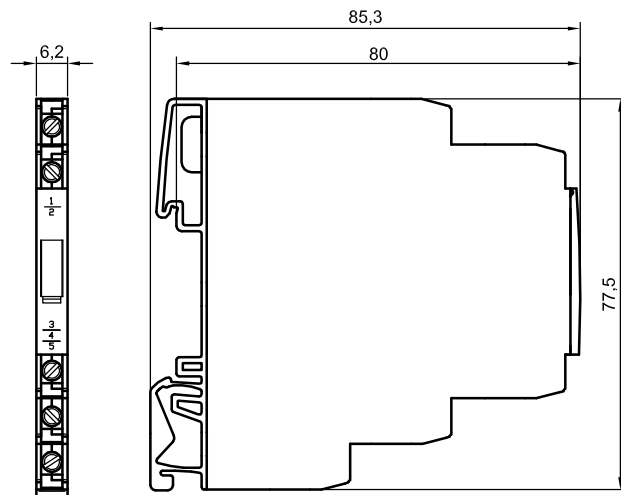
Technical data sheet • Interface Technology

Inrush current	16 A, 4 ms
Switch-on delay	5 ms
Switch-off delay	10 ms
Clearance/creep. dist. (contol/load side)	>5.5 mm
Rated insulation voltage (EN 50178)	300 V

General

Housing material	PPE
Protection class	IP 20
Field installation	rail TS 35 (EN 50022)
Insulation voltage input/output	4.0 kV _{eff}
Safe isolation	yes
Operation temperature range	-25 °C – 60 °C
Storage temperature range	-40 °C – 80 °C
Dimensions (w x h x d)	6.2x80.0x84.0 mm
Weight (kg/piece)	0.025
Approvals	cULus
Termination	Screw terminal: 0.25–2.5 mm ²
PU	4

Dimensions



17.12.2010 – Subject to technical modification

Part-No. 760022

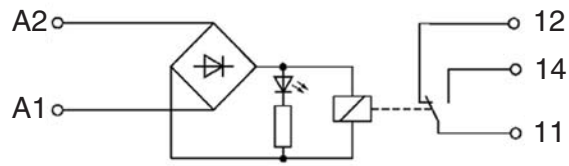
USA: LUTZE INC.

13330 South Ridge Drive • Charlotte, NC 28273, USA
Tel. +1 (704) 504-0222 • Fax +1 (704) 504-0223
www.lutze.com • info@lutze.com

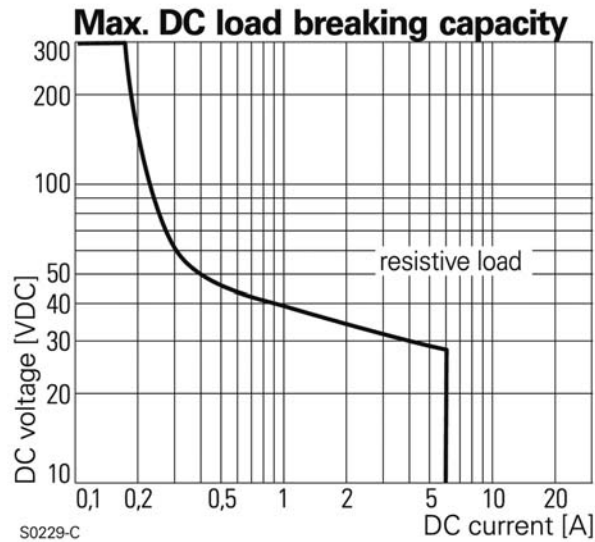
United Kingdom: LÜTZE Ltd.

Unit 3, Sandy Hill Park
Sandy Way, Amington • GB-Tamworth, Staffs B77 4DU
Tel. +44 (0)1827 31333-0 • Fax +44 (0)1827 31333-2
www.lutze.com • sales.gb@lutze.co.uk

PIN assignment



Limit curve



Accessories

Accessories	Colour	Article number	Type	PU
Jumper comb 24pole, 26A	blue	760801	BK 6-0801	5
Tag holder 4x11 mm	white	681313	BZT 0411	100
Labels for laser printer A4 unpunched		681031	LEB-A4	1
Labels for laser printer 4.23 x 11 mm (Sheet with 1056 labels)		681034	LEB 0411	1

Comments

For operation with rated voltage and 100% ED over 24h/day, a distance of = 10 mm must be complied with between the modules or to the neighboring switching components.

17.12.2010 – Subject to technical modification

Part-No. 760022

USA: LUTZE INC.

13330 South Ridge Drive • Charlotte, NC 28273, USA
 Tel. +1 (704) 504-0222 • Fax +1 (704) 504-0223
 www.lutze.com • info@lutze.com

United Kingdom: LÜTZE Ltd.

Unit 3, Sandy Hill Park
 Sandy Way, Amington • GB-Tamworth, Staffs B77 4DU
 Tel. +44 (0)1827 31333-0 • Fax +44 (0)1827 31333-2
 www.lutze.com • sales.gb@lutze.co.uk



Systematic Technology