

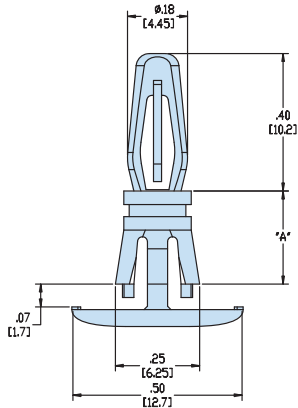
“Stay Connected” with



HEYware

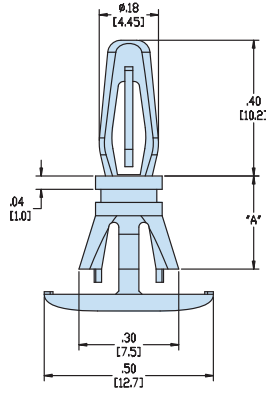
a PennEngineering® Company

Heyco® Nylon PCB Supports - Reverse Locking



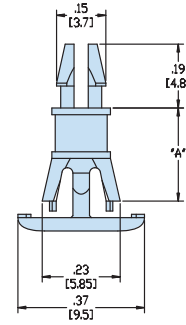
BAYONET SNAP LOCK 10,2 /
REVERSE BUTTON LOCK

HLCBSC6



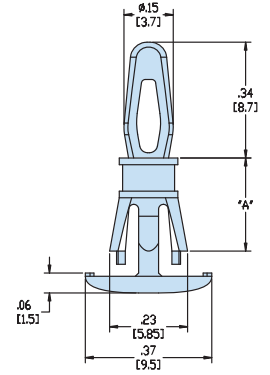
BAYONET SNAP LOCK 10,2 /
REVERSE BUTTON LOCK

HLCBSC7



TWO PRONG SNAP LOCK /
REVERSE BUTTON LOCK

HLCBSC8



BAYONET SNAP FIT 8,7 /
REVERSE BUTTON LOCK

HLCBSC9

	Maximum Thickness		Mounting Hole Diameter		Maximum Thickness		Mounting Hole Diameter		Maximum Thickness		Mounting Hole Diameter		Maximum Thickness		Mounting Hole Diameter	
	in.	mm.	in.	mm.	in.	mm.	in.	mm.	in.	mm.	in.	mm.	in.	mm.	in.	mm.
PCB	.062	1,6	.157	4,0	.062	1,6	.157	4,0	.062	1,6	.125	3,2	.062	1,6	.125	3,2
Chassis	.065	1,7	.212	5,4	.065	1,7	.250	6,4	.062	1,6	.187	4,8	.062	1,6	.187	4,8

A	PART NO. Natural	DESCRIPTION	PART NO. Natural	DESCRIPTION	PART NO. Natural	DESCRIPTION	PART NO. Natural	DESCRIPTION
.250	10387	HLCBSC6-04	10392	HLCBSC7-04	10397	HLCBSC8-04	10405	HLCBSC9-04
.312					10398	HLCBSC8-05	10406	HLCBSC9-05
.375	10388	HLCBSC6-06	10393	HLCBSC7-06	10399	HLCBSC8-06	10407	HLCBSC9-06
.437					10400	HLCBSC8-07	10408	HLCBSC9-07
.500	10389	HLCBSC6-08	10394	HLCBSC7-08	10401	HLCBSC8-08	10409	HLCBSC9-08
.562					10402	HLCBSC8-09	10410	HLCBSC9-09
.625	10390	HLCBSC6-10	10395	HLCBSC7-10	10403	HLCBSC8-10	10411	HLCBSC9-10

Standard color natural. For special order parts in UL 94V-0 natural material, add the suffix "F" to Part No.



Material	Nylon 6/6
Flammability Rating	94V-2
Temperature Range	-40°F (-40°C) to 185°F (85°C)

Quick
Specs