

"Stay Connected" with



HEYware

a PennEngineering® Company

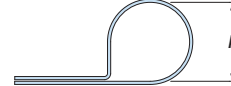
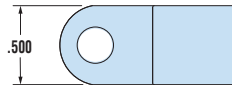


- For clamping cable or tubing securely into place, especially in **harsh environments**.
- Smooth "coined clamp" edges prevent damage to cable insulation.
- Constructed from corrosion resistant 304 stainless steel.
- Coated parts are constructed from 304 stainless steel and coated with polyolefin a thermoplastic co-polymer.
- Coating provides a durable non-toxic, odorless coating that has very good low temperature flexibility and excellent electrical properties. This coating also has **FDA food contact** approval.
- All parts require a .203" (5,2 mm) mounting hole suitable for a #10 screw.
- Not for use in a marine salt water environment. Contact Heyco for alternative materials.
- DFARS Compliant

## Heyco® Stainless Steel Cable Clamps

| PART DIMENSION A |      | STANDARD     |              | COATED       |                                 |
|------------------|------|--------------|--------------|--------------|---------------------------------|
| in.              | mm.  | PART NO.     | DESCRIPTION  | PART NO.     | DESCRIPTION                     |
| .19              | 4,7  | <b>S3373</b> | CC H 3/16 SS | <b>S3323</b> | CC H 3/16 SS Coated <b>NEW!</b> |
| .25              | 6,3  | <b>S3374</b> | CC H 1/4 SS  | <b>S3324</b> | CC H 1/4 SS Coated              |
| .38              | 9,5  | <b>S3376</b> | CC H 3/8 SS  | <b>S3326</b> | CC H 3/8 SS Coated              |
| .50              | 12,7 | <b>S3378</b> | CC H 1/2 SS  | <b>S3328</b> | CC H 1/2 SS Coated              |
| .63              | 15,9 | <b>S3380</b> | CC H 5/8 SS  | <b>S3330</b> | CC H 5/8 SS Coated              |
| .75              | 19,1 | <b>S3382</b> | CC H 3/4 SS  | <b>S3332</b> | CC H 3/4 SS Coated              |
| .88              | 22,2 | <b>S3384</b> | CC H 7/8 SS  | <b>S3334</b> | CC H 7/8 SS Coated              |

Consult Heyco for additional sizes.

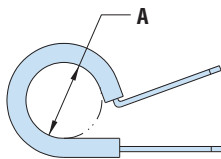


## Heyco® Steel Cushion Clamps

| MOUNTING HOLE DIA.   |      | SCREW SIZE | PART DIMENSION A |      | PART NO.     | DESCRIPTION  |
|--|------|------------|------------------|------|--------------|--------------|
| in.  | mm.  |            | in.              | mm.  |              |              |
| <b>.650" (16,5 mm) Overall Width, .031" (0,8 mm) Steel Thickness</b> |      |            |                  |      |              |              |
| .265   | 6,7  | 1/4        | .187             | 4,7  | <b>12300</b> | CCSC L 3/16  |
|  |      |            | .250             | 6,3  | <b>12301</b> | CCSC L 1/4   |
|  |      |            | .312             | 7,9  | <b>12302</b> | CCSC L 5/16  |
|  |      |            | .375             | 9,5  | <b>12303</b> | CCSC L 3/8   |
|  |      |            | .437             | 11,1 | <b>12304</b> | CCSC L 7/16  |
|  |      |            | .500             | 12,7 | <b>12305</b> | CCSC L 1/2   |
|  |      |            | .562             | 14,3 | <b>12306</b> | CCSC L 9/16  |
|  |      |            | .625             | 15,9 | <b>12307</b> | CCSC L 5/8   |
|  |      |            | .687             | 17,4 | <b>12308</b> | CCSC L 11/16 |
|  |      |            | .750             | 19,1 | <b>12309</b> | CCSC L 3/4   |
|  |      |            | .875             | 22,2 | <b>12310</b> | CCSC L 7/8   |
|  |      |            | 1.000            | 25,4 | <b>12311</b> | CCSC L 1     |
|  |      |            | 1.125            | 28,6 | <b>12312</b> | CCSC L 1-1/8 |
|  |      |            | 1.250            | 31,8 | <b>12313</b> | CCSC L 1-1/4 |
| <b>.750" (19,1 mm) Overall Width, .047" (1,2 mm) Steel Thickness</b> |      |            |                  |      |              |              |
| .406   | 10,3 | 7/16       | .250             | 6,3  | <b>12331</b> | CCSC H 1/4   |
|  |      |            | .312             | 7,9  | <b>12332</b> | CCSC H 5/16  |
|  |      |            | .375             | 9,5  | <b>12333</b> | CCSC H 3/8   |
|  |      |            | .437             | 11,1 | <b>12334</b> | CCSC H 7/16  |
|  |      |            | .500             | 12,7 | <b>12335</b> | CCSC H 1/2   |
|  |      |            | .625             | 15,9 | <b>12337</b> | CCSC H 5/8   |
|  |      |            | .687             | 17,4 | <b>12338</b> | CCSC H 11/16 |
|  |      |            | .875             | 22,2 | <b>12340</b> | CCSC H 7/8   |
|  |      |            | 1.000            | 25,4 | <b>12341</b> | CCSC H 1     |
|  |      |            | 1.250            | 31,8 | <b>12343</b> | CCSC H 1-1/4 |



- Light to heavy duty steel clamp.
- E.P.D.M. cushion for electrical insulation and vibration absorption.
- Steel clamps are zinc electroplated for corrosion resistance.
- Color - Silver with durable black cushion.



Quick Specs

|          | CC H                | CCSC                                  |
|----------|---------------------|---------------------------------------|
| Material | 304 Stainless Steel | Zinc Plated Steel with an EPDM Sleeve |