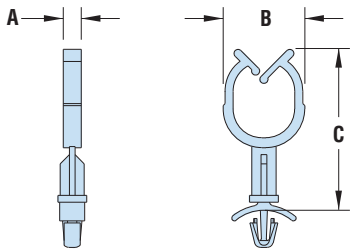
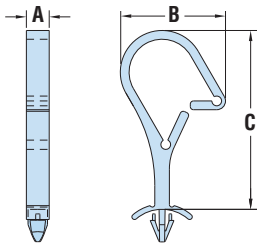




- Self-adjusting Arrowhead Mount protrudes approximately .22" (5,6 mm). (CHSO only)
- Part Description Key: CH SO-X, where X = Overall Height (mm).
- Self-adjusting Arrowhead Mount protrudes approximately .20" (5,1 mm).



CH SO Series



CH RJ Series

HEYClip™ Standoff Cable Holders - Arrowhead Mount

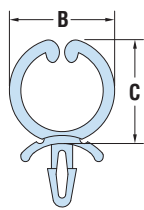
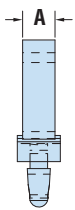
| WIRE CAPACITY | | PART NO. | | DESCRIPTION | HEIGHT ABOVE PANEL C | | FOOTPRINT A x B | | MOUNTING HOLE DIA. | |
|---|-------------|----------|-------------|-------------|----------------------|------|-----------------|------------|--------------------|-----|
| in. | mm. | Natural | | | in. | mm. | in. | mm. | in. | mm. |
| CH SO Series For Panels up to .063" (1,6 mm) thick | | | | | | | | | | |
| .54 x .54 | 13,6 x 13,6 | | 3349 | CH SO-6 | 1.00 | 25,5 | 16 x .71 | 4,0 x 18,0 | .187 | 4,8 |
| | | | 3350 | CH SO-8 | 1.08 | 27,5 | | | | |
| | | | 3351 | CH SO-10 | 1.16 | 29,5 | | | | |
| | | | 3359 | CH SO-12 | 1.24 | 31,5 | | | | |
| | | | 3360 | CH SO-14 | 1.32 | 33,5 | | | | |
| | | | 3361 | CH SO-16 | 1.40 | 35,5 | | | | |
| | | | 3369 | CH SO-18 | 1.48 | 37,5 | | | | |
| | | | 3370 | CH SO-20 | 1.56 | 39,5 | | | | |
| | | | 3371 | CH SO-22 | 1.63 | 41,5 | | | | |
| | | | 3385 | CH SO-24 | 1.71 | 43,5 | | | | |
| | | | 3386 | CH SO-26 | 1.79 | 45,5 | | | | |
| | | | 3387 | CH SO-28 | 1.87 | 47,5 | | | | |
| CH RJ Series For Panels .09" (2,3 mm) thick | | | | | | | | | | |
| .62 | 15,7 | | 3598 | CH RJ-625 | 1.70 | 42,9 | .22 x 1.00 | 5,6 x 25,4 | .187 | 4,8 |

Standard color natural. Flame retardant UL 94V-0 material available, consult Heyco.

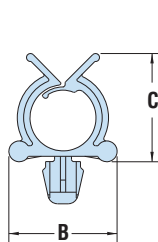
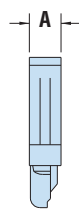
HEYClip™ Round Cable Holders

| BUNDLE DIAMETER | | PART NO. | | DESCRIPTION | OVERALL HEIGHT C | | FOOTPRINT A x B | | MOUNTING HOLE | | STYLE |
|--|------|-------------|--------------|-------------|------------------|------|-----------------|-------------|---------------|-----|-------|
| in. | mm. | Natural | Black | | in. | mm. | in. | mm. | in. | mm. | |
| Arrowhead Mount - For Panels from .030" (0,8 mm) to .060" (1,5 mm) thick | | | | | | | | | | | |
| .45 | 11,4 | 3663 | 3663B | CHCS 4 | .57 | 14,5 | .18 x .57 | 4,5 x 14,5 | .12 | 3,1 | 1 |
| .62 | 15,9 | 3666 | 3666B | CHCS 10 | .97 | 24,6 | .30 x 1.03 | 7,5 x 26,2 | .25 | 6,4 | 2 |
| Arrowhead Mount - For Panels from .058" (1,5 mm) to .064" (2,5 mm) thick | | | | | | | | | | | |
| 1.00 | 25,4 | 3668 | 3668B | CHCS 16 | 1.34 | 34,1 | .38 x 1.25 | 9,5 x 31,7 | .25 | 6,4 | 3 |
| Slotted with Adhesive Back Mount | | | | | | | | | | | |
| .62 | 15,9 | 3931 | - | CHCS 10A | .95 | 24,1 | 1.00 x 1.00 | 25,4 x 25,4 | .25 | 6,4 | 4 |
| Slotted for Screw Mount | | | | | | | | | | | |
| .62 | 15,9 | 3932 | - | CHCS 10B | .92 | 23,3 | 1.00 x 1.00 | 25,4 x 25,4 | .25 | 6,4 | 4 |

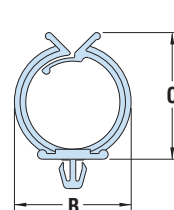
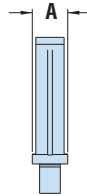
Standard color natural. Flame retardant UL 94V-0 material available, consult Heyco.



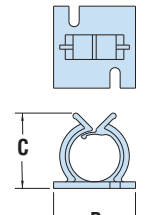
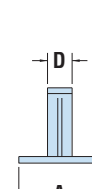
Style 1



Style 2



Style 3



Style 4

Quick Specs

| | |
|---------------------|----------------------------|
| Material | Nylon 6/6 |
| Flammability Rating | 94V-2 |
| Temperature Range | 32°F (0°C) to 185°F (85°C) |