

“Stay Connected” with



HEYware

a PennEngineering® Company

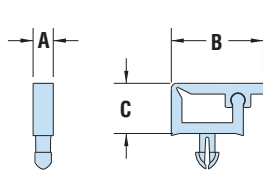


HEYClip™ Lockit™ Cable Holders - Arrowhead Mount

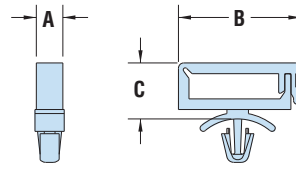
WIRE CAPACITY		PART NO.	DESCRIPTION	OVERALL HEIGHT C		FOOTPRINT A x B		MOUNTING HOLE DIA.		STYLE
in.	mm.			in.	mm.	in.	mm.	in.	mm.	
Top Entry For Panels up to .063" (1,6 mm) thick										
.11 x .19	2,9 x 4,8	3310	CH LK-49	.19	4,9	.08 x .34	2,0 x 8,7	.063	1,6	1
.15 x .52	3,7 x 13,1	3311	CH LK-90	.35	9,0	.20 x .77	5,0 x 19,6	.138	3,5	2
.15 x .53	3,7 x 13,5	3345	CH LK-95	.37	9,5	.20 x .77	5,0 x 19,6	.187	4,8	
.19 x .42	4,8 x 10,7	3319	CH LK-106	.42	10,6	.20 x .69	5,0 x 17,4			
.35 x .42	8,8 x 10,7	3320	CH LK-146	.57	14,6					
.39 x .63	10,0 x 16,1	3321	CH LK-158	.62	15,8	.20 x .88	5,0 x 22,3			
.74 x .85	18,0 x 21,7	3391	CH LK-273	1.07	27,3	.20 x .96	5,0 x 24,3			
Top Entry For Panels up to .125" (3,2 mm) thick NEW PRODUCT!										
.55 x .64	14,1 x 16,3	3347	CH LK-196	.78	19,8	.20 x .89	5,0 x 22,6	.187	4,8	2
Side Entry Snap-in Style - see schematic drawing NEW PRODUCT!										
.28 x .46	7,2 x 11,6	12162F	CH LKS-144	.57	14,4	.55 x .57	14,0 x 14,6	Snap-in		3

Standard color natural. Flame retardant UL 94V-0 material available, consult Heyco.
 *V-0 natural material available, consult Heyco. Note: V-0 material standard for Part No. 12162F.

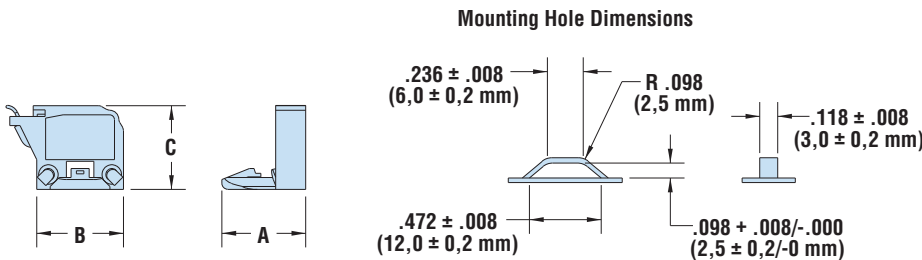
- Lock securely on closure.
- Self-adjusting Arrowhead Mount protrudes approximately as follows:
 - PN 3310 .06" (1,5 mm)
 - PN 3311 .12" (3,0 mm)
 - PN 3319-3347 .22" (5,6 mm)
- Part Description Key: CH LK-X, where X = Overall Height (mm).



Style 1



Style 2



Style 3

Material: Nylon 6/6
 Flammability Rating: 94V-0
 Temperature Range: 32°F (0°C) to 185°F (85°C)

Quick Specs