

ABA Industry, Inc.

Specification for Approval

Product Part Number

- TUR2404N70XX

Product Description

- U/UTP, 23AWG solid bare copper, CAT.6, CMR
- With rip cord

Product Features

- High performance of transmission.
- High quality of safety property.
- Sweep frequency up to 550 MHz.
- Reelex II carton and easy to pull out.
- Carton with one layer corrugated design providing sufficient strength and saving packaging space.

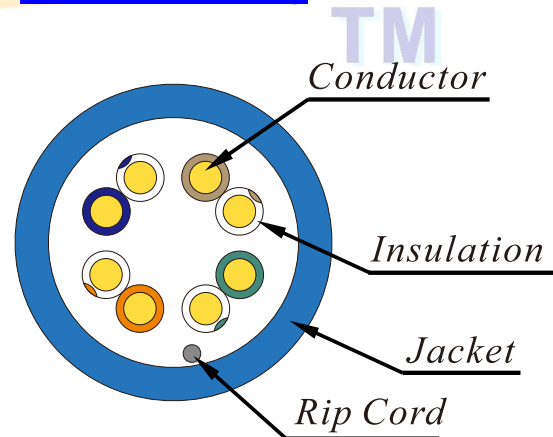
Application

- Structure cabling for horizontal and building backbone cable.
- Transmission of digital and analogue for data, video and audio applications.
- IEEE 802.3ab 1000BASE-T, 1000BASE-TX and legacy speeds.
- CDDI / ATM / Token Ring
- IEEE 802.3af (PoE) / IEEE 802.3at (PoE+)

Applicable Standard

- Electrical Transmission
 - ANSI/TIA-568.2-D (2018)
 - ISO/IEC 11801-1
 - IEC 61156-5 (Edition 2.1)
- Flame Test
 - UL 1666 (CMR)
- Material and Construction
 - UL 444
 - CSA 22.2 NO.214
- EU Directive 2011/65/EU & 2015/863/EU
- EU Directive 2006/95/EC (LVD)

Sectional Drawing



All Material According To SS-00259

Establish Date	2014.03.01	Edition	1.6	Revised Date	2022.07.27
----------------	------------	---------	-----	--------------	------------

ABA Industry, Inc.
639 EAST WALNUT STREET
CARSON, CA 90746
NEW TELEPHONE # 310-327-7670
NEW FAX # 310-808-0778
TOLL FREE 888-534-7776

ABA Industry, Inc.

Specification for Approval

Material and Construction

Conductor	Material	23AWG solid bare copper	
Insulation	Material	Polyolefin (PO)	
	Color code & diameter	Blue & white/blue Stripe	1.02 ± 0.02 mm
		Orange & white/orange stripe	0.96 ± 0.02 mm
		Green & white/green stripe	1.00 ± 0.02 mm
Brown & white/brown stripe		0.96± 0.02 mm	
Twisted	Description	Left hand direction	
Assembly	Description	Left hand direction	
Rip cord	Material	Polyester multi-yarn	
Jacket	Material	Flame retardant polyvinyl chloride (FRPVC)	
	Diameter	5.4 ± 0.2 mm	
	Thickness	0.50 ± 0.05 mm	
	Color	Per customer's request	
Marking	ELITE 1000X CAT 6 GIGASYSTEM TESTED TO 550MHz---E142890 UTP 4PR 23AWG 75°C C(UL)US CMR---FT4 ETL & 3P VERIFIED TO TIA-568. 2-D ISO/IEC 11801-1 mmyy ¹ RoHS COMPLIANT XXXXFT Note 1: mmyy is date code.		

Usage & Environmental Condition

Temperature range	Storage & shipping	-20°C to 75°C
	Installation	0°C to 60°C
	Operation	-20°C to 60°C
Minimum bending radius	≥ 4 times of overall diameter	
Maximum pulling tension	≤ 110 N	

ABA Industry, Inc.

Specification for Approval

Physical & Electrical Characteristics (at 20°C)

Voltage and Temperature rating	300V / 75°C
Spark test	2.5 KV DC
AC leakage current through overall jacket	≤ 10mA (1.5KV AC)
Cable cold bend	-20°C for 4 hr
Conductor DC resistance	≤ 9.38 Ω/100m
Resistance unbalance	≤ 5%
Dielectric strength	1.5 KV ac for 2 s
Insulation resistance	≥ 5000 MΩ · km
Mutual capacitance	≤ 5.6 nF/100m
Capacitance unbalance pair-to-ground	≤ 330 pF/100m
Nominal Velocity of Propagation	68%

Transmission Performance (at 20°C)

Frequency (MHz)	IL	NEXT	PS.NEXT	ACR	PS.ACR	ACRF	PS.ACRF	RL	Propagation Delay	Delay Skew
	Max. dB/100m	Min. dB/100m	Min. dB/100m	Min. dB/100m	Min. dB/100m	Min. dB/100m	Min. dB/100m	Min. dB/100m	Max. ns/100m	Max. ns/100m
1	2.03	74.30	72.30	72.28	70.28	67.80	64.80	20.00	570.00	45.00
4	3.78	65.27	63.27	61.49	59.49	55.76	52.76	23.01	552.00	
8	5.32	60.75	58.75	55.43	53.43	49.74	46.74	24.52	546.73	
10	5.95	59.30	57.30	53.35	51.35	47.80	44.80	25.00	545.38	
16	7.55	56.24	54.24	48.68	46.68	43.72	40.72	25.00	543.00	
20	8.47	54.78	52.78	46.31	44.31	41.78	38.78	25.00	542.05	
25	9.51	53.33	51.33	43.83	41.83	39.84	36.84	24.32	541.20	
31.25	10.67	51.88	49.88	41.20	39.20	37.90	34.90	23.64	540.44	
62.5	15.38	47.36	45.36	31.98	29.98	31.88	28.88	21.54	538.55	
100	19.80	44.30	42.30	24.50	22.50	27.80	24.80	20.11	537.60	
150	24.71	41.66	39.66	16.95	14.95	24.28	21.28	18.87	536.94	
200	28.98	39.78	37.78	10.80	8.80	21.78	18.78	18.00	536.55	
250	32.85	38.33	36.33	5.48	3.48	19.84	16.84	17.32	536.28	
300	36.43	37.14	35.14	0.72	N.A.	18.26	15.26	16.77	536.08	
350	39.79	36.14	34.14	N.A.	N.A.	16.92	13.92	16.30	535.92	
400	42.97	35.27	33.27	N.A.	N.A.	15.76	12.76	15.89	535.80	
450	46.01	34.50	32.50	N.A.	N.A.	14.74	11.74	15.53	535.70	
500	48.94	33.82	31.82	N.A.	N.A.	13.82	10.82	15.21	535.61	
550	51.76	33.19	31.19	N.A.	N.A.	12.99	9.99	14.92	535.54	

Values above 250MHz are for information only.

ABA Industry, Inc.

Specification for Approval

Shipping Information

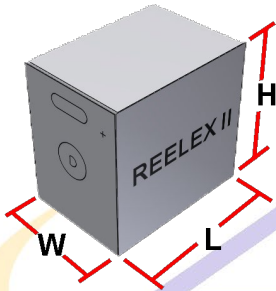
Item	Dimension	Nominal net weight
Cable	305 m	10.64 kg (23.46 lb)
Reelex II Carton	L374 x W260 x H360 mm	1.02 kg
Pallet	1100 x 1150 x 10 mm	14.1 kg

Container type	Capacity of pallet	Pallet of carton	Capacity of carton
20 feet	20	36/24	600
40 feet	40	36/24	1200
40 feet HQ	40	36/36	1440

Shipping could use standard delivery form or per customer's request.
 Package information above is calculated by maximum container capacity, and for reference only.
 All shipments must follow your local transportation regulation for gross weight limit.

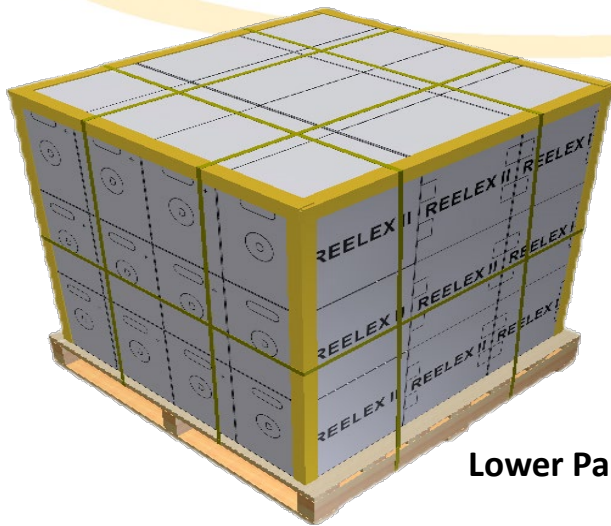
Schematic Drawing of Carton

One layer corrugated Reelex II cart

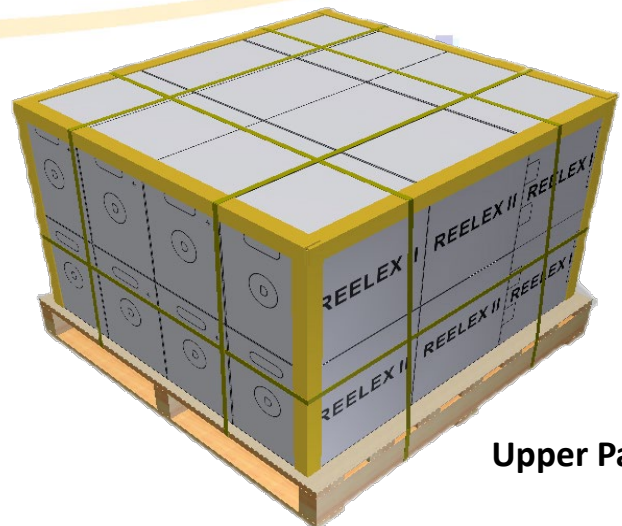


Schematic Drawing of Package

Each package of pallet delivered with plastic wrap, packing strap and paper corner protector.



Lower Pallet



Upper Pallet

AK001 / 210×297 / 1.1

Revised Information

Edition	Revised Description	Revised Date
1.5	Revised the size of the Insulation diameter.	2022.05.24
1.6	Add Voltage rating	2022.07.27