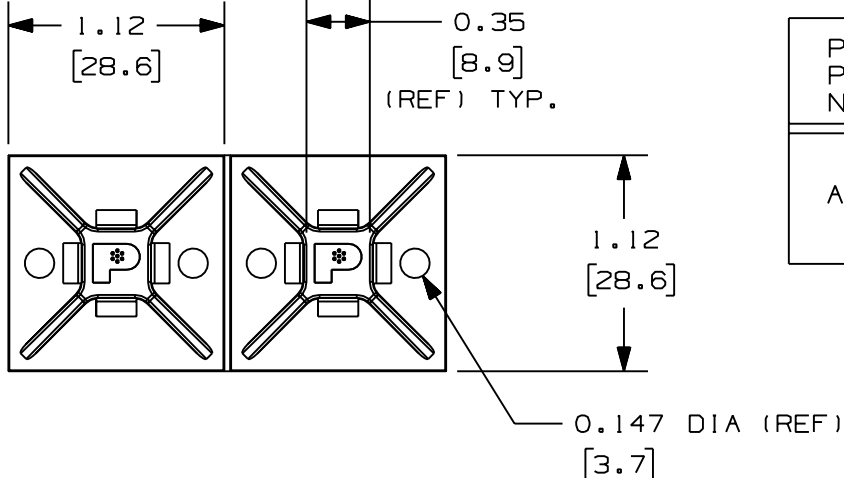
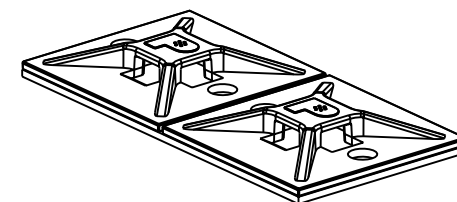


THIS COPY IS PROVIDED ON A RESTRICTED BASIS AND IS NOT TO BE USED IN ANY WAY DETRIMENTAL TO THE INTERESTS OF PANDUIT CORP.



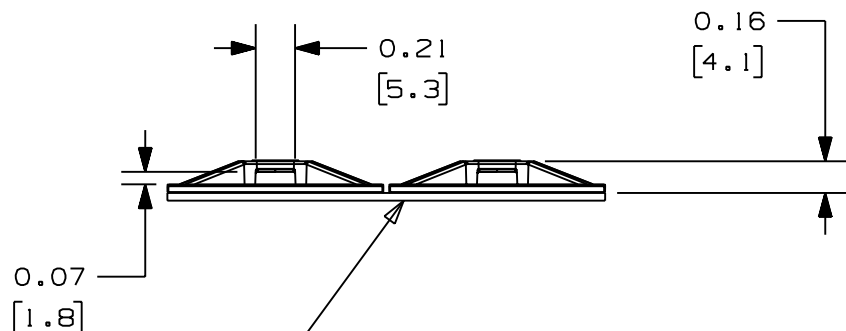
PANDUIT PART NUMBER *	WEIGHT lbs/100 pcs (g)/100 pcs	USE WITH ANY OF THESE CABLE TIE CROSS-SECTIONS
ABM112-	WITH ADHESIVE 0.30 (136)	M, I, S
	NO ADHESIVE 0.26 (117)	



No warranty, expressed or implied, is made by Panduit with respect to adhesive bond performance. Among other things, the conditions under which these mounts may be applied and/or the surface to which they may be applied are beyond Panduit's control.

NOTES:

- SEE CURRENT PRICE SHEET FOR PART NUMBER SUFFIX DESIGNATION FOR PACKAGE SIZE AND COLOR.
- A SUFFIX REPRESENTS RUBBER ADHESIVE
-AT SUFFIX REPRESENTS ACRYLIC ADHESIVE
-S6 SUFFIX, NO ADHESIVE; SCREW APPLIED WITH A #6 M3 SCREW
- ADHESIVE MOUNTS ARE SUPPLIED IN STRIPS OF TWO.
- ABM112-A HAS A CONTINUOUS OPERATING TEMPERATURE OF 120°F (49°C). ABM112-AT HAS A CONTINUOUS OPERATING TEMPERATURE OF 180°F (82°C).



Adhesive Backing; Pressure Sensitive Adhesive Foam Tape 0.04 (1.0) thick with a protective liner. Mount is designed to support 0.63 lbs. (286g) max. weight on a clean, dry, smooth, grease free surface.

DIMENSIONS IN BRACKETS ARE METRIC [mm]	
CAD FILENAME/LAYERS G00239F0_PB_ABM112_05	
<p style="text-align: center;">ABM112- 4 WAY MOUNT</p>	
UNLESS OTHERWISE SPECIFIED, DIMENSIONAL TOLERANCES ARE: (.X) ±0.05 (1.3) (.XXX) ±0.010 (0.25) (.XX) ±0.02 (0.5) ANGLES ± 5°	UNLESS OTHERWISE SPECIFIED, ALL DIMENSIONS ARE GIVEN IN INCHES, THIRD ANGLE PROJECTION.
DRAWN BY JAD	MAT'L: NYLON 6/6
DATE 12-17-97	SCALE FULL
CHK'D	DRAWING NO. GB0239F0
	DWG SIZE A

REV	DATE	BY	CHK	DESCRIPTION	ECN	R	CUST	SUP
5	3/30/06	JAD		DEL ABM30, MOVE TO NEW DWG	GB0239F0	5		