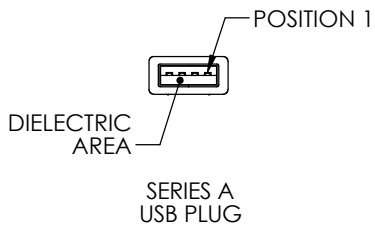
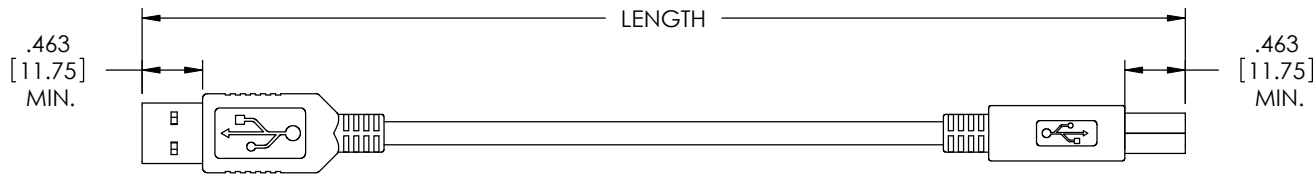


THE INFORMATION CONTAINED IN THIS DRAWING IS THE SOLE PROPERTY OF L-COM, INC. ANY REPRODUCTION IN PART OR WHOLE WITHOUT THE WRITTEN PERMISSION OF L-COM, INC. IS PROHIBITED.

REVISIONS			
REV	DESCRIPTION	DATE	APPROVED
K	ECN 3715: REMOVE "UL TYPE CM", NEW FORMAT	11/18/08	D.FRISIELLO
L	ECN 4422: ADDED 4 METER LENGTH AND NEW FORMAT	12/3/09	D.FRISIELLO
L	ECN 99999: ADD L-COM LOGO TO TYPE A OVERMOLD	12/18/09	D.FRISIELLO



NOTES:

MATERIAL:

CONNECTORS
SHELL: STEEL
INSULATOR: THERMOPLASTIC, UL94V-0
CONTACTS: COPPER ALLOY

MOLDED HOODS: PVC, LIGHT GRAY (PANTONE 400C)

FINISH:

SHELL: NICKEL PLATE
CONTACTS: 30µin MIN GOLD PLATE, OVER NICKEL PLATE

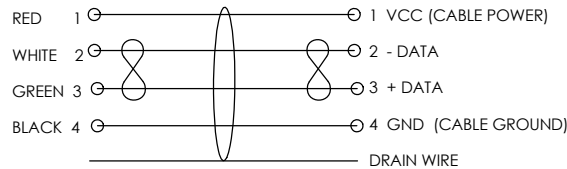
CABLE CHARACTERISTICS:

1X TWISTED PAIR 28AWG (7X36) STRANDED TINNED COPPER, POLYETHYLENE INSULATION
2X 20 AWG (7X28) STRANDED TINNED COPPER, PVC INSULATION
OVERALL ALUMINIZED POLYESTER SHIELD, 100% COVERAGE, 25% OVERLAP
STRANDED TINNED COPPER DRAIN WIRE
TINNED COPPER BRAID SHIELD
PVC JACKET, LIGHT GRAY (PANTONE 400C)
CABLE DIAMETER: .185 [4.70] REF

MISCELLANEOUS:

CABLE ASSEMBLIES SHALL BE TESTED FOR CONTINUITY
CABLE ASSEMBLIES SHALL BE INDIVIDUALLY PACKAGED IN POLY BAG.
CABLE ASSEMBLIES SHALL HAVE 360° SHIELD TERMINATION
CONNECT DRAIN WIRE TO CONNECTOR SHELL.
CABLE ASSEMBLY MUST MEET REQUIREMENTS OF USB 2.0

WIRING DIAGRAM



PART NUMBER	LENGTH, METERS [FEET]
CSMUAB-05M	0.5 [1.64]
CSMUAB-1M	1 [3.28]
CSMUAB-2M	2 [6.56]
CSMUAB-3M	3 [9.84]
CSMUAB-4M	4 [13.12]
CSMUAB-5M	5 [16.40]

RoHS Compliant ✓

UNLESS OTHERWISE SPECIFIED, DIMENSIONS ARE IN INCHES [mm] OVERALL CABLE LENGTH TOLERANCE: ≤12 [305] = +1 [25] / -0 >12 [305] ≤60 [1524] = +2 [51] / -0 >60 [1524] ≤120 [3048] = +4 [102] / -0 >120 [3048] ≤300 [7620] = +6 [152] / -0 >300 [7620] = +3% / -0%	APPROVALS	DATE		45 BEECHWOOD DRIVE NORTH ANDOVER, MA 01845
	DRAWN BY TJC	09/25/00		
ALL OTHER DIMENSIONAL TOLERANCES: .X = ±.2 .XX = ±.02 .XXX = ±.005	CHECKED BY DFP	09/28/00	CATEGORY USB	
	APPROVED BY RC	09/28/00	PRODUCT DESCRIPTION CABLE, USB TYPE A/B	
PROJECTION 	CONFIGURATION DETAILS OF UNDIMENSIONED FEATURES MAY VARY	COLOR VARIATIONS MAY OCCUR	SIZE A	FSCM NO. 43321
			DWG. NO. CSMUAB	REV. L
			SCALE: NONE	CAD FILE: CSMUAB.SLDDRW
				SHEET 1 OF 1