

75Ω BNC Crimp Plugs

Canare true 75Ω BCP connectors has been widely used in a number of video formats analog to digital with outstanding electrical and mechanical performance. Exceeding 3.0Gbps HD-SDI requirements specified in SMPTE424M. The highest quality BNC in the market.

■ BCP-B Series (Straight Type) NEW

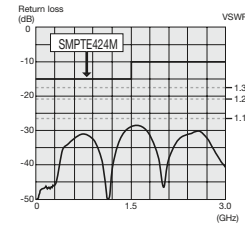
VSWR 1.1@ 3GHz Applications: 3.0G-HD

Model	Suitable Cable		Center Pin	Sleeve	Boot	Die Set
	Canare	Belden (suggested)				
BCP-B25HD	L-2.5CHD	—	B11015E	★ BN7129	CB02	TCD-35CA
BCP-B26	—	1855A	B11014E	★ BN7029C	CB02	TCD-35CA
BCP-B3F	L-3CFB, LS-3CFB	—	B11015E	BN7003A	CB03	TCD-35CA
BCP-B31F	L-3CFW	—	B11015E	BN7015A	CB04	TCD-4CA, TCD-451CA
BCP-B4F	L-4CFB, LS-4CFB	1505A	B11016E	BN7015A	CB04	TCD-4CA, TCD-451CA
BCP-B53	L-4.5CHD	1694A	B11020D	BN7046	CB05A	TCD-35CA
BCP-B5F	L-5CFB, LS-5CFB	—	B11020D	B75004A	CB05A	TCD-5CF, TCD-55FA
BCP-B51F	L-5CFW	—	B11020D	B75004A	CB05A	TCD-5CF, TCD-55FA


• Standard package (20pcs/100pcs)

★Production by order. Please ask us for ordering lot.

- High performance of 1.1 or less VSWR up to 3GHz.
- Position mark on body allows the connector fit to be checked easily.
- Connector body only has been made die-cast, achieving lower price with high performance.
- Use of crimping to attach the connectors ensures quick, reliable installation.
- Lock mechanism used on insulation improves reliability by preventing shifting or detaching of the contact pin.
- Gold plating on the contact pin prevents deterioration, even after years of use.
- Elongated body design enables easy attachment and removal.



Return loss for BCP-B53



BCP-B5F

Position Mark



BCP-B5F

Slim BNC Plugs

■ MBCP-C Series (Straight Type)

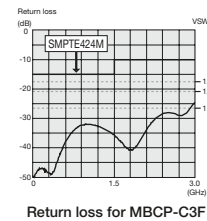
VSWR 1.1@ 1.5GHz Applications: 1.5G-HD

Model	Suitable Cable		Center Pin	Sleeve	Boot	Die Set
	Canare	Belden (suggested)				
MBCP-C25F	L-2.5CFB	1855A, 8218, 1417B, 1418B	B11014E	★ BN7029C	—	TCD-35CA
MBCP-C3F	L-3CFB, LS-3CFB	—	B11015E	BN7003A	CB24	TCD-35CA
MBCP-C4	LV-61S, LS-4CFB	8241, 8279, RG-59B/U	B11015E	BN7015A	CB25	TCD-4CA, TCD-451CA
MBCP-C4F	L-4CFB	1505A, 8212, 8241F, 9167, 9259	B11016E	BN7015A	CB25	TCD-4CA, TCD-451CA
MBCP-C53	L-4.5CHD	1694A, 9066, 9116, 9118, 9248	B11020D	BN7046	—	TCD-35CA
MBCP-C5F	L-5CFB, LS-5CFB	—	B11020D	B75004A	CB26	TCD-5CF, TCD-55FA

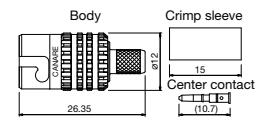
• Standard package (20pcs/100pcs)

★Production by order. Please ask us for ordering lot.

- OD 12mm slim design.
- True 75Ω, 100% compatible with industry standard 75Ω BNC receptacles.
- Return loss: 26 dB or greater (DC - 1.5GHz), 20dB or greater (DC - 2.4GHz).
- Reliable design; Gold-plated "snap locks" crimp center contact, sleeve and beryllium copper outer contact.



Return loss for MBCP-C3F



MBCP-C3F

Be sure to use Canare crimping tool for installing connectors on cables.

Technical Note

Voltage Standing-wave Ratio (VSWR) and Return Loss

Terminating the receiving end of a limited length coaxial cable using a resistance value not equal to its characteristic impedance creates a reflected wave that returns back down the cable to the sending end. The result is interference developing between the travelling wave and the return wave which results in a standing wave that causes voltage levels to fluctuate. The degree to which terminating resistance matches the characteristic impedance is indicated using the VSWR or voltage standing-wave ratio standard shown in Fig. 1. Going hand in hand with the VSWR ratio is the return loss factor which measures the size of the reflected wave current in relation to the travelling wave current. (See Fig. 2)

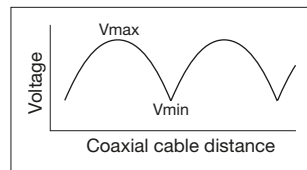


Fig. 1 Voltage Distribution Over Coaxial Cable

VSWR	Return Loss (dB)
2	9.5
1.5	14
1.2	20
1.1	26
1.05	32
1.02	40
1.01	46.1

Fig. 2 VSWR to Return Loss Conversion Table